

87	B MEYERS	.MRS P THOMAS	156	90.5	0	0.0	90.5	50.28	125
88	R K BOOTHMAN	.D A STEM	160	79.0	11	0.0	90.0	50.00	125
88	M HOSKINS	.M LEVINE	94	78.0	12	0.0	90.0	50.00	125
88	R BUDDERY	.MRS M BUDDERY	113	73.0	17	0.0	90.0	50.00	125
88	MRS J ARNOTT	.G W ARNOTT	152	89.0	1	0.0	90.0	50.00	100
88	W J DURDEN	.J LAVIS	69	82.0	8	0.0	90.0	50.00	125
88	A CATCHPOLE	.M BINGHAM	48	70.0	20	0.0	90.0	50.00	100
94	C J PLATT	.MRS A M PLATT	115	89.0	0	0.0	89.0	49.44	125
94	B OVERY	.MRS M OVERY	40	82.0	7	0.0	89.0	49.44	100
94	D TUSTIN	.J WADE	140	81.0	8	0.0	89.0	49.44	100
94	D WILLETT	.MRS G MESSER	84	85.0	4	0.0	89.0	49.44	75
94	M J HILL	.M J BOLSTER	54	89.0	0	0.0	89.0	49.44	125
99	A WHITE	.C CLEMENTS	7	81.0	7	0.0	88.0	48.89	100
99	MRS M ACKERS	.MRS W ANGSEESING	79	85.0	3	0.0	88.0	48.89	100
99	I CLARE	.D GARLAND	55	80.0	8	0.0	88.0	48.89	125
99	H L INGHAM	.MRS P A DUNN	23	68.0	20	0.0	88.0	48.89	125
99	O LEIGH	.B STANLEY	75	84.0	4	0.0	88.0	48.89	75
99	P R FAIRHURST	.J H FAIRHURST	171	83.0	5	0.0	88.0	48.89	100
99	D HOLLAND	.MRS V J HOLLAND	45	70.0	18	0.0	88.0	48.89	100
99	C LANG	.E LANG	120	83.0	5	0.0	88.0	48.89	100
99	MRS B PINTO	.MRS N ARMSTRONG	66	81.0	7	0.0	88.0	48.89	100
108	A LEE	.A LEWIS	95	74.0	13	0.0	87.0	48.33	125
108	D RUMENS	.J ESCUDERO	141	73.0	14	0.0	87.0	48.33	125
108	C V HARRISON	.B COWLES	60	71.0	16	0.0	87.0	48.33	100
111	R A BRUTY	.M WOODHOUSE	37	70.0	15	0.0	85.0	47.22	125
111	I VARGA	.C S WARWICK	28	75.0	10	0.0	85.0	47.22	125

111	S POLLACK	.M POLLACK	176	82.0	3	0.0	85.0	47.22	100
111	D HORNE	.W MOORE	119	80.0	5	0.0	85.0	47.22	125
111	T GAULD	.L BAKER	188	75.0	11	0.0	85.0	47.22	125
111	M CHANTER	.M TAYLOR	3	81.0	4	0.0	85.0	47.22	100
117	MRS D STEVENSON	.T MATHEWS	137	78.0	6	0.0	84.0	46.67	100
117	J TOSTDEVINE	.MRS P WATSON	89	74.0	10	0.0	84.0	46.67	150
117	MRS M J BLATCHFORD	.J P WILSON	192	68.0	16	0.0	84.0	46.67	125
120	K H WILSON	.MRS P SERBY	133	81.0	2	0.0	83.0	46.11	125
120	W COLDHAM	.S RITTER	172	68.0	15	0.0	83.0	46.11	100
120	M STEPHENS	.R J AMSBURY	16	67.0	16	0.0	83.0	46.11	75
120	J G HARRISON	.F RALSTON	182	70.0	13	0.0	83.0	46.11	125
120	V MORRISSEY	.MRS P MORRISSEY	32	68.0	15	0.0	83.0	46.11	100
120	D CAIRNS	.R UNDERWOOD	149	63.0	20	0.0	83.0	46.11	100
120	MRS W BADROCK	.R BADROCK	102	77.0	6	0.0	83.0	46.11	125
127	M WRIGHT	.J BRYANT	19	63.0	19	0.0	82.0	45.56	100
127	S HOAR	.A LUNN	181	79.0	3	0.0	82.0	45.56	100
127	A W WHITTOME	.M D'AGVIAR	178	79.0	3	0.0	82.0	45.56	125
130	MISS D LLOYD	.M GLOVER	43	68.5	13	0.0	81.5	45.28	100
130	MRS J AYRE	.E LATHAM	159	78.5	3	0.0	81.5	45.28	125
132	MRS M GRIFFIN	.MRS M THRUSTON	139	63.0	18	0.0	81.0	45.00	75
132	MRS M FOLKES	.MRS M PETERSON	123	72.0	9	0.0	81.0	45.00	100
134	I G FOGG	.J FOGG	151	74.0	6	0.0	80.0	44.44	125
134	MRS J RUSSELL	.G TOWLER	110	62.0	18	0.0	80.0	44.44	100
136	P RICHARDS	.P PEARCE	52	70.0	9	0.0	79.0	43.89	50
136	R GRONAU	.P GAIT	64	72.0	7	0.0	79.0	43.89	100
136	MRS J HERBERT	.R RUDD	41	72.0	7	0.0	79.0	43.89	100
136	S A KEMBLE	.MRS J E KEMBLE	170	62.0	17	0.0	79.0	43.89	100
136	P FEGARTY	.F DEWHURST	27	62.0	17	0.0	79.0	43.89	75
136	P STOCKEN	.J GERRARD	189	75.0	4	0.0	79.0	43.89	50
136	J D F MARSH	.MRS A M MARSH	96	76.0	3	0.0	79.0	43.89	100
143	M HERBACEK	.E SCHON	14	78.0	0	0.0	78.0	43.33	125
143	J O'FARRELL	.MRS M WHITEWAY	87	59.0	19	0.0	78.0	43.33	100
143	A RICCARDI	.MRS R BAVIN	51	65.0	13	0.0	78.0	43.33	125
146	MRS S E EVANS	.T S BARRETT	185	75.0	2	0.0	77.0	42.78	100
146	MRS P CARDIFF	.P CARDIFF	24	71.0	6	0.0	77.0	42.78	75
146	MRS S FRENCH	.S SUESS	82	64.0	11	0.0	75.0	41.67	100
149	B RIPPON	.B OSLAND	191	62.0	12	0.0	74.0	41.11	125
150	T CLEATON	.MRS S CLEATON	13	69.0	4	0.0	73.0	40.56	75
150	C HESKETH	.J WARD	104	68.0	5	0.0	73.0	40.56	75
150	MRS B FOLEY	.J ISAACS	111	62.0	11	0.0	73.0	40.56	100
153	MRS P ROGERS	.A L HERITAGE	8	54.0	18	0.0	72.0	40.00	100
154	P DONOVAN	.C BAKER	20	71.0	0	0.0	71.0	39.44	125
154	D JENSEN	.MRS J JENSEN	78	69.0	2	0.0	71.0	39.44	100
156	D G RUDD	.N GRANT	91	67.0	3	0.0	70.0	38.89	50
156	P HAND	.MRS J HAND	49	69.0	1	0.0	70.0	38.89	100
158	MRS B BARTHOLOMEW	.N BROWNE	127	55.0	14	0.0	69.0	38.33	100
158	P DUNSBY	.M KIME	112	62.0	7	0.0	69.0	38.33	100
158	S D HOUGHTON	.T M COULSON	61	69.0	0	0.0	69.0	38.33	75
158	D HAYMAN	.MRS M HAYMAN	90	61.0	8	0.0	69.0	38.33	75
158	MRS H V BIRO	.M MITCHELL	132	68.0	1	0.0	69.0	38.33	100
163	MISS Z COVRIGARU	.D RUSSELL	4	66.0	2	0.0	68.0	37.78	75
163	A J CAVES	.MRS S A CAVES	5	64.0	4	0.0	68.0	37.78	75
165	M READ	.DR N HODSDON	99	58.0	9	0.0	67.0	37.22	50
166	MRS S ROBERTS	.MRS P POWLES	124	51.0	15	0.0	66.0	36.67	75
166	R WHITE	.N WILSON	35	50.0	16	0.0	66.0	36.67	50
168	A BELTON	.K E GOODMAN-SMITH	142	52.0	13	0.0	65.0	36.11	75
168	A N RAINFORD	.MRS B A RAINFORD	143	65.0	0	0.0	65.0	36.11	75
170	MRS J MCINTOSH	.MRS E GRAY	31	45.0	19	0.0	64.0	35.56	50
170	MRS K WAHLBY	.MRS L COLLINS	166	63.0	1	0.0	64.0	35.56	75
170	MRS E M CLAYDON	.MRS M MARTIN	63	57.0	7	0.0	64.0	35.56	50
170	P CLARK	.P OAKE	183	61.0	3	0.0	64.0	35.56	75
174	M RAFFERTY	.C KEMPTON	175	50.0	13	0.0	63.0	35.00	75
174	MS A ASPARO	.L BEAR	70	49.0	14	0.0	63.0	35.00	75
176	MRS J WILDING	.P R JONES	125	48.0	13	0.0	61.0	33.89	50
177	K SUSSEX	.J AMOR	68	57.0	2	0.0	59.0	32.78	75
178	L LOCK	.MRS J WIGHTMAN	103	55.5	3	0.0	58.5	32.50	25
179	G ISAACS	.MRS E JACOBS	92	58.0	0	0.0	58.0	32.22	50
180	A PEARCE	.J SCARE	86	53.0	4	0.0	57.0	31.67	50
181	S D BURTT	.L J BURTT	179	49.0	7	0.0	56.0	31.11	25

181-	MRS R WINSOR	.MRS D JACKSON	.NE	117	50.0	6	0.0	56.0	31.11	50
183-	MRS J BROWN	.MRS M MACPHERSON	.NE	105	47.0	7	0.0	54.0	30.00	50
184-	MRS K BATTING	.B J KEMP	.	187	51.0	2	0.0	53.0	29.44	50
184-	S DAVY	.P MEADOWCROFT	.	46	35.0	18	0.0	53.0	29.44	50
186-	B UNGERSON	.MRS D GROSSMAN	.	146	49.0	1	0.0	50.0	27.78	50
186-	MRS J CANN	.MISS C SWANN	.	153	44.0	6	0.0	50.0	27.78	50
188	MRS M L BOLLER	.MRS J RATCLIFFE	.NE	17	34.0	14	0.0	48.0	26.67	50
189	D LARTER	.MRS P BIGG	.NE	10	46.0	1	0.0	47.0	26.11	25
190	W P R BROWN	.MRS J V HURST	.	85	39.0	5	0.0	44.0	24.44	50
191-	M YOUNG	.MRS J JAMES	.	163	27.0	7	0.0	34.0	18.89	25
191-	P H READ	.MRS A RICHMOND	.NE	101	28.0	6	0.0	34.0	18.89	

RANKING LIST

SESSION 2

YEAR END CONGRESS - MENS' PAIRS


29th December 1989

AVERAGE = 1488

POSN	NAME	NAME	CEN	C/FWD SCORE	SESS2 SCORE	CUM SCORE	CUM %	MASTER GREEN	POINTS LOCAL
1	V LEVENKO	.V MASHKIN							
2	L CHOW	.J P HACKETT	1	764.5	980.4	1744.9	58.63	3.00	564
3	R EDWARDS	.P LAMFORD	1	779.9	951.6	1731.5	58.18	2.50	591
4	M F TRIEFUS	.I V IDELSON	1	869.6	831.2	1700.8	57.15	2.25	593
5	T MATHEWS	.N SIMMS	1	744.0	950.0	1694.0	56.92	2.00	594
6	G BOBBY	.R WOOD	1	692.9	976.4	1669.3	56.09	1.75	596
7	J ALLERTON	.N ALLERTON	1	832.5	833.9	1666.4	55.99	1.50	598
8	S RITTER	.S PRICE	1	811.9	852.1	1664.0	55.91	1.00	624
9	N SELWAY	.U DURMUS	1	781.9	879.7	1661.6	55.83	1.00	601
10	N FREAKE	.R RUDD	1	878.8	777.9	1656.7	55.67	0.50	628
11	P TOBIAS	.J HAROUNI	1	722.5	921.2	1643.7	55.23	0.50	604
12	S G BARNFIELD	.J DHONDY	1	855.8	786.1	1641.9	55.17		631
13	D C ORAM	.A WATERLOW	1	706.9	923.1	1630.0	54.77		608
14	M HOSKINS	.I DRAPER	1	795.3	816.1	1611.4	54.15		584
15	S POLLACK	.H S J WILKINSON	1	808.4	801.3	1609.7	54.09		561
16	J G HARRISON	.F RALSTON	1	837.4	770.6	1608.0	54.03		538
17	R PROCTER	.A M SANIS	1	806.8	797.5	1604.3	53.91		514
18	T J ACKERS	.M HARRIS	1	795.9	801.5	1597.4	53.68		491
19	F H WHARTON	.P R DAVIS	1	847.2	749.8	1597.0	53.66		468
20	W J DURDEN	.J LAVIS	1	806.5	783.8	1590.3	53.44		444
21	G ARNOTT	.A RICCARDI	1	774.9	814.6	1589.5	53.41		421
22	M GARVEY	.M BOWLES	1	827.5	755.9	1583.4	53.21		397
23	J FAWCETT	.J BACON	1	827.0	755.5	1582.5	53.18		374
24	STONE T	.D CLARK	1	725.2	846.8	1572.0	52.82		351
25	M SUMMERS CM	.P S SUGDEN	1	870.4	695.3	1565.7	52.61		327
26	A THOMAS	.F S KURBALIJA	1	756.9	792.7	1549.6	52.07		304
27	D EDDY	.T MELVIN	1	769.8	778.7	1548.5	52.03		281
28	M HERBACEK	.E SCHON	1	803.1	744.2	1547.3	51.99		257
29	E MARRIOTT	.S BARLAY	1	729.9	815.8	1545.7	51.94		234
30	B GOALBY	.B DAVIES	1	842.0	690.0	1532.0	51.48		211
31	P HACKETT	.S HAMILL	1	641.4	886.5	1527.9	51.34		187
32	P HAND	.J ROWE	1	862.6	660.1	1522.7	51.17		164
33	P LINDON	.R KIPLING	1	701.2	807.1	1508.3	50.68		141
34	W W BROWN	.P D AUSTWICK	1	797.0	704.4	1501.4	50.45		117
35	J HORSLEY	.P EMERY	1	798.7	697.2	1495.9	50.27		94
36	C J PLATT	.G M HAYES	1	748.9	736.3	1485.2	49.91		71
37	O SEGAL	.D PATTERSON	1	638.5	845.1	1483.6	49.85		47
38	Prof J P DAKIN	.V GASKELL	1	847.4	632.6	1480.0	49.73		24
39	S AUCHTERLONIE	.Dr J MOORE	1	768.5	708.8	1477.3	49.64		
40	R MORTON	.T COULSON	1	695.3	770.4	1465.7	49.25		
41	B TOBUTT	.M FITHYAN	1	709.8	750.2	1460.0	49.06		
42	J TIMBERLAKE	.P SOUTHON	1	764.6	692.7	1457.3	48.97		
43	C E FELLOWS	.R K FELLOWS	1	727.9	727.9	1455.8	48.92		
44	B CRACK	.D KINGSLEY	1	811.0	643.9	1454.9	48.89		
45	T G TOWNSEND	.S GRAY	1	665.4	768.4	1433.8	48.18		
46	G HUDSON	.R BERENS	1	729.2	704.4	1433.6	48.17		
47	E H NUNN	.F BALL	1	700.7	728.3	1429.0	48.02		
48	R LAWRENCE	.G OSBORNE	1	706.0	719.8	1425.8	47.91		
49	P GIBBONS	.C SMALL	1	722.0	697.2	1419.2	47.69		
50	R J KEABLE	.V MAYHEW	1	660.4	750.4	1410.8	47.41		
51	SHERMAN D	.R MALVERN	1	797.2	612.7	1409.9	47.38		
52	R GERRARD JR.	.P STOCKEN	1	652.0	756.0	1408.0	47.31		
53	R AMSBURY	.M STEPHENS	1	663.3	744.2	1407.5	47.30		
54	J SCASE	.A PEARCE	1	748.6	655.7	1404.3	47.19		
55	P MAY	.M KIGGINS	1	700.0	689.3	1389.3	46.68		
56	A LUNN	.S HOAR	1	647.9	737.7	1385.6	46.56		
57	B COWLES	.C V HARRISON	1	615.0	769.7	1384.7	46.53		
58	A PERRY	.O SIMS	1	717.4	666.1	1383.5	46.49		
59	C TRAYMAN	.M A WATSON	1	765.1	606.6	1371.7	46.09		
60	M LEVINE	.A SOUTHWELL	1	696.0	671.4	1367.4	45.95		
61	M BARKER	.D K BARKER	1	641.7	721.7	1363.4	45.81		
62	M W O'NEILL	.D C OWEN	1	627.7	735.4	1363.1	45.80		
63	A M SEAVER	.B P RUSSELL	1	801.4	558.1	1359.5	45.68		
64	N KANAAR	.M RAFFERTY	1	671.4	669.1	1340.5	45.04		
65	D KIME	.B THURL	1	779.6	559.4	1339.0	44.99		
66	M DOWERS	.S LALLY	1	710.1	625.9	1336.0	44.89		
67	J CLEARY	.F PRATT	1	751.1	579.6	1330.7	44.71		
68	M J HILL	.M J BOLSTER	1	650.9	676.7	1327.6	44.61		
69	P DAVIS	.C STOPS	1	680.3	640.5	1320.8	44.38		
70	P FEGARTY	.M BINGHAM	1	672.4	635.3	1307.7	43.94		
71	R J ROSE	.M A ROSE	1	624.2	674.9	1299.1	43.65		
72	N BROWNE	.P KIRTON	1	628.0	653.0	1281.0	43.04		
73	G FOLEY	.G ISAACS	1	676.0	595.8	1271.8	42.74		
				630.8	608.7	1239.5	41.65		

AVERAGE = 1680

POSN	NAME	NAME	CEN	C/FWD SCORE	SESS2 SCORE	CUM SCORE	CUM %	MASTER GREEN	POINTS LOCAL
1	M HANDLEY	.S LANDY							
2	MRS H BROWN	.MRS V J AUSTWICK	1	1065.3	1059.5				
3	MRS J FLOWERDEW	.D HUTTON	1	1000.1	1039.9	2124.8	63.24	6.00	456
4	MRS N SINCLAIR	.MRS A FLOOD	1	956.4	956.5	2040.0	60.71	5.00	532
5	MRS A PLATT	.MRS H PRICE	1	951.0	946.9	1912.9	56.93	4.50	558
6	K PREDDY	.G DURMUS	1	987.1	896.1	1897.9	56.49	4.00	584
7	MRS H KIME	.MRS T PEARCE	1	930.1	953.0	1883.2	56.05	3.25	623
8	MRS A ASPERO	.MRS M RUMBELOW	1	828.9	1044.7	1883.1	56.04	3.25	623
9	MRS S FENTON	.MRS L SHAW	1	972.2	893.5	1873.6	55.76	2.75	637
10	MRS W ANGEESING	.MRS M ACKERS	1	833.0	1031.0	1865.7	55.53	2.50	638
11	MRS M DENNISON	.MRS B BARTHOLOMEW	1	989.9	872.7	1864.0	55.48	2.25	639
12	MRS STOCKEN	.MRS BRIDGEWATER	1	959.0	898.9	1862.6	55.43	2.00	640
13	MRS R TRAYMAN	.MRS P WATSON	1	890.9	959.2	1857.9	55.29	1.75	641
14	MRS C ORAM	.MRS A FLOCKHART	1	827.0	1021.6	1850.1	55.06	1.50	642
15	S EVANS	.M VAN BEESTEN	1	922.1	926.2	1848.6	55.02		768
16	MRS R MARKUS	.MRS C FISHPOOL	1	930.1	909.2	1848.3	55.01		744
17	MRS V BLY	.MRS E MCCREDIE	1	962.7	865.6	1839.3	54.74		720
18	E JERONIMIDIS	.R EDMONDSON	1	889.7	938.1	1828.3	54.41		696
19	J BRADSHAW	.N de SMITT	1	913.1	913.7	1827.8	54.40		672
20	M BERNSTEIN	.J PHILLIPS	1	976.8	828.1	1826.8	54.37		648
21	D BENTLEY	.V MOORE	1	956.9	841.9	1804.9	53.72		624
22	MRS E PHILLIPS	.MRS P SOUTHON	1	840.9	949.3	1798.8	53.54		600
23	MRS A ROBSON	.MRS P LEESON	1	780.0	1007.4	1790.2	53.28		576
24	S ZINKIN	.G MULLER	1	842.9	936.9	1787.4	53.20		552
25	MRS P ROGERS	.MRS M BRIMELOW	1	876.1	901.8	1779.8	52.97		528
26	S TICK	.A SMITH	1	752.5	1025.0	1777.9	52.91		504
27	MISS C HOLMES	.MISS B DUNNE	1	966.3	808.1	1777.5	52.90		480
28	MRS M MCGUIRE	.MISS E WOODLEY	1	971.3	797.8	1774.4	52.81		456
29	MS J PEEL	.MRS M HAYNES	1	893.2	875.7	1769.1	52.65		432
30	MRS P POTTAGE	.MRS D SANDERS	1	853.0	912.1	1768.9	52.65		408
31	MRS A KINGSLEY	.MRS P CRACK	1	922.9	829.7	1765.1	52.53		384
32	MRS D STEVENSON	.MRS H TOWNSEND	1	883.1	868.5	1752.6	52.16		360
33	MRS S GRAHAM	.MISS D HOUGHTON	1	857.2	894.3	1751.6	52.13		336
34	MRS E McNAMARA	.MISS M D VINTEN	1	762.1	983.0	1751.5	52.13		312
35	MRS W J COLDHAM	.MRS V H BROWN	1	1053.9	685.8	1745.1	51.94		288
36	MRS C VINE	.MRS M NATHAN	1	958.6	779.0	1739.7	51.78		264
37	MISS S DUNSBY	.MISS H DUNSTAN	1	850.2	887.2	1737.6	51.71		240
38	O PROOPS	.L F-MOORE	1	961.6	774.9	1737.4	51.71		216
39	MRS J SPEARING	.MRS J DAY	1	862.6	872.9	1736.5	51.68		192
40	MRS N MOBLEY	.MRS P HOLLAND	1	779.8	948.8	1735.5	51.65		168
41	G HUTCHINSON	.G KING	1	948.0	767.2	1728.6	51.45		144
42	MRS T ISAACS	.Ms D FRANCIS	1	810.0	885.0	1715.2	51.05		120
43	MRS D ROGERS	.MRS K LEE	1	791.5	895.3	1695.0	50.45		96
44	MISS D EVANS	.MRS D NETTLETON	1	846.9	838.5	1686.8	50.20		72
45	H CHAMBERS	.C FOLEY	1	809.0	870.3	1685.4	50.16		48
46	MRS C KEMPTON	.MRS C KANAAR	1	764.0	914.2	1679.3	49.98		24
47	MRS B PINTO	.MRS P PORTCH	1	776.3	901.2	1678.2	49.95		
48	MISS J HALL	.MISS S C DOWLING	1	803.3	873.6	1677.5	49.93		
49	MRS R FELLOWS	.MISS A C ROBERTS	1	886.7	787.9	1676.9	49.91		
50	MRS Y ROGERSON	.MRS D CARLTON	1	886.7	782.2	1674.6	49.84		
51	L BURTON	.S ROBSON	1	921.6	742.5	1668.9	49.67		
52	MRS L BYRNE	.MRS M JAMES	1	758.8	897.4	1664.1	49.53		
53	MRS P PEARCE	.MRS R BAVIN	1	862.7	792.1	1656.2	49.29		
54	MRS ZACCARIASSEN	.MISS ZACHARIASSEN	1	837.8	816.1	1654.8	49.25		
55	MISS E PRITCHARD	.LADY M H MOIR	1	894.9	757.7	1653.9	49.22		
56	MRS R KEABLE	.MRS A MAYHEW	1	801.1	845.7	1652.6	49.18		
57	MRS B DOUGHTY	.MRS M THOMSON	1	878.4	765.2	1646.8	49.01		
58	G CLENCH	.D KURBALIJA	1	781.0	862.3	1643.6	48.92		
59	MRS L HAYES	.MRS J SUTCLIFFE	1	859.6	778.6	1643.3	48.91		
60	MRS M GRIFFIN	.MRS M THRUSTON	1	819.7	803.1	1638.2	48.76		
61	MRS C ROWE	.MRS J HAND	1	857.9	762.5	1622.8	48.30		
62	H FILMER	.J ARNOTT	1	776.0	841.4	1620.4	48.23		
63	R HAMMOND	.L MILLER	1	750.1	863.6	1617.4	48.14		
64	MRS M HORLOCK	.MRS M WOOD	1	840.8	760.4	1613.7	48.03		
65	MRS P LOWNDES	.MRS R DONIGER	1	836.9	761.5	1601.2	47.65		
66	MISS J FORTE	.MRS C TOMKIN	1	725.6	868.5	1598.4	47.57		
67	J V WIGHTMAN	.M GILBERTSON	1	976.7	613.2	1594.1	47.44		
68	J HERTERICH	.P HADFIELD	1	858.9	718.8	1589.9	47.32		
69	MRS P COX	.MRS M POLLITT	1	856.8	719.9	1577.7	46.96		
70	MRS P L LEONARD	.Ms J GEORGE	1	753.8	821.0	1576.7	46.93		
71	MRS J CANN	.MISS C SWANN	1	682.2	891.2	1574.8	46.87		
72	Ms S PATRICELLI	.Ms A SMITH	1	727.9	833.4	1573.4	46.83		
73	MRS J HERBERT	.Ms A CATCHPOLE	1	837.3	721.7	1561.3	46.47		
74	K BATTING	.M MATHE	1	713.9	844.7	1559.0	46.40		
75	MRS J OAKLEY	.MRS V WALLIS	1	751.3	800.3	1558.6	46.39		
76	J SNELL	.J SANDERS	1	687.9	850.0	1551.6	46.18		
77	E CHURCHILL	.J RISHOVD	1	822.0	691.6	1537.9	45.77		
78	B FOLEY	.J ISAACS	1	783.2	721.4	1513.6	45.05		
79	W DENNY	.K BEALE	1	812.4	677.8	1504.6	44.78		
80	MRS B KERR	.MRS M CURTIS	1	799.0	679.5	1490.2	44.35		
81	MRS L BOLLER	.MRS R J RATCLIFFE	1	701.4	736.7	1478.5	44.00		
82	C OULD	.S MILLARD	1	730.1	703.0	1438.1	42.80		
83	MISS P RYMELL	.MRS B JENKINS	1	689.1	738.0	1433.1	42.65		
84	MRS E M CLAYDON	.MRS M MARTIN	1	701.5	725.1	1427.1	42.47		
85	MRS M WOLFENDALE	.MRS K BROOKE	1	683.6	703.0	1426.6	42.46		
86	MRS R WINSOR	.MRS D JACKSON	1	638.3	744.5	1386.6	41.27		
87	A C DILLON	.Z COVRIGARU	1	524.5	789.4	1382.8	41.15		
88	T BROOKS	.D PATERSON	1	682.3	599.9	1313.9	39.10		
				575.1	627.4	1282.2	38.16		
						1202.5	35.79		




YEAR END CONGRESS 1989
SWISS TEAMS FLIGHT A



Score Points


1. SHEK.D., <i>Miss N Landau</i> , N Landan, A Mayo, G Hiller.	107	6½
=2. HORNUNG.M., T Townsend, S Gray, O Sims.	101	5
=2. EVANS.D.D., P L Lindon, A J MacNair, T Rees.	101	4 3/4
4. POWNALL.M.T., S M Preston, D F Huggett, H J Maidment.	98	3 3/4
5. DAKIN.J.P., J D Moore, D Vasey, P Vasey.	95	3¼
6. LOCK.L., S Stokes, J Wightman, M Gilbertson.	94	3
=7. CURTIS.M., D Sherman, D Oram, C Oram.	90	2½
=7. BARRETT.T.S., S E Evans, M Van Beesten, S G Barnfield.	90	2
=7. NUNN.E.H., F Ball, J Arnott, G W Arnott.	90	2
10. GIBBONS.P., M Garvey, N Rosen, P Taylor.	87	1½
=11. VAN GEYZEL., C Humphreys, Mr & Mrs Mardeņ.	85	1½
=11. TAN.M.J., M J Ladbrook, P Scull, B Kettler.	85	1
=13. WHITTOME.A.W., S Gottschalk, J Scanton, M D'Aguior.	84	1½
=13. HARRISON.J.G., F Ralston, M Hill, M Bolster.	84	1
15. ALLERTON.J., N Allerton, D Burn, C Jagger.	83	1
6. THORNTON.P., R Avery, M E Fogg, G Fogg.	82	1
=16. HAMIL.S., P Hackett, J Hackett, C Pickard.	82	1½
18. NORTH.F., P North, C Summers, P Sugden.	81	1½
19. THOMPSON.A.M.G., Dr A D Clarke, J Y Pottage, D W P Kendrick.	80	1½
=20. POTTAGE.P., D Sanders, V Levenko, V Mashkin.	79	1
=20. DONOVAN.P., C Small, J Cleary, S Patricelli.	79	1
=20. STEVENSON.D.M., T Mathews, A Sproston, R Garside.	79	1½
=20. HARVEY.W., R James, N Freake, J Phillips.	79	1½
=20. FISHPOOL., Sinclair, Wood, Parry.	79	1
=20. DHONDY.J., J E Cope, S C Anoyrkatis, M Kime.	79	1
=20. KING.G., J J Hunt, G Orsmond, P Orsmond.	79	1
=20. SHERMAN.W.A., P I Clinch, N G Urban, B Carr.	79	1
=28. HORSLEY.J., P Emery, J Sanders, J Snell.	78	1½
=28. BAKER.J.D., A H Hughes, S P B Auchterlonie, P P Glanville.	78	1
30. HARRIS.D.R., J R Williams, G Hilbert, P Goodman-Smith.	76	3/4
30. HARRIS.D.R., J R Williams, G Hulbert, P Goodman-Smith.	76	3/4
=31. LEE.A., A Bowles, J de Ferranti, V Gaskell.	75	1
=31. SINCLAIR.M., N J Sinclair, K Craigie, R Yates.	75	1
33. BENTLEY.B., T Pearce, J Scase, P Bentley.	73	3/4
33. RICARDI., R Bavin, S C Brown, D B Rosen.	73	1
=33. PATTERSON.D., T Ward, J Willans, T Goldsmith.	73	1
=33. FREEDMAN.M., A Whiteway, A Lowry, Mrs A Lowry.	73	1
37. HARDING.S.V.H., V A Harding, S Berg, J Berg.	71	3/4
38. HOLDEN.M., E Lucioni, J Jensen, D Jensen.	70	1
39. HUTCHINSON.G., B Oliner, A B L Gower, H Schogger.	69	1
=39. LANGSTON.P., M Lavelle, M Blair, J Holberton.	69	3/4
41. TELTSCHER.B.L., Sir W Coyle, F Bridkwood, B Schapiro.	67	1
42. HOBSON.B., P Hobson, S Kaye, K Kaye.	66	1
=43. SHAW.S., M Durrant, B Carpenter, N Ranger.	65	3/4
=43. KIME.D., H Kime, B Overy, M Overy.	65	1½
=43. GORE.S., P Shelley, C Bobby, P Downham.	65	3/4
=43. CRACK.B.R., P A Crack, A Kingsley, D Kingsley.	65	3/4
47. JAYNES.M., S Fleming, Dr J Bochsler, D Simpson.	64	1
=48. MULLER.D., H Dunstan, R Harris, A Youdell.	62	1
=48. GREEN.D., J Tostdevine, H Ludlow, P Winsall.	62	3/4
50. WAHLBY.K., G Pearce, J Wheeler, J Osmond.	60	3/4
=51. WILLETT.D.H., G Messer, P Coles, J Pfister.	59	3/4
=51. KEABLE.Mrs., R J Keable, M Stephens, R J Amsbury.	59	3/4
53. MEYERS.B., P Thomas, D Houghton, S Graham.	57	3/4
54. HOLMES.C., M Hoskins, I Draper, M Levine.	56	½

=55.	RITTER.S., W Coldham, S Price, H Rothchild.	55	1
=55.	ANGSEESING.W., M ackers, T Ackers, C Tatham.	55	3/4
=57.	CORDERY.A., R Signori, J Burrell Davis, B Thomas.	53	1
=%'	PRYOR.M., G Osborne, H Colman, W Colman.	53	1
=57.	PINTO.B., S Barlay, R Jenkins, P Rymell.	53	1
=60.	PRICE.J., A D Price, R A Oliver, R M Manser.	51	3/4
=60.	LANCASTER.I., E Lancaster, P Pool, M Kingsland.	51	1
62.	BRUTY.R., M Woodhouse, R J Rose, M A Rose.	48	1
=63.	STOCKEN.P.A.C., J R Gerrard, D Stocken, A Bridgwater.	47	1
=63.	WARWICK.C., C J Warwick, I Varga, E Schon.	47	1
65.	PLATT.C.J., A M Platt, E M Claydon, M Martin.	41	3/4
=66.	LAVIS.J., J Gedge, M Horlock, W J Durden.	45	1
=66.	JONES.M., H Farmer, H Filmer, P Southon.	45	1
68.	PEARCE.T., E G Marriott, B S Osland, B W Rippon.	36	1
=69.	COLLINGHAM.R.A., J McIntosh, V Chandler, R G Best.	32	1
=69.	FOLEY.B., J Isaacs, G Foley, B Ransley.	32	1



YEAR END CONGRESS 1989

Swiss Teams - Flight B



	Score	Points
1. M. POLLACK, H. Shiebert, S. Pollack, H. Wilkinson	104	4½
2. E. SCERRI, Mrs. N. Scerri, J. Austin, R. Seymour	100	3½
3. R. GARLAND, J. Claydon, I. Clare, C. Washbrook	91	2¾
4. P. FEGARTY, F. Dewhurst, A. Catchpole, M. Bingham	90	2¾
5. C.L. HESKETH, D. Eneas, R. Hitt, J. Ward	89	2½
6.= Mrs. M.J. BLATCHFORD, J.P. Wilson, D.F. Nasiaszczuk, B.F. Anderson	88	2½
6.= F. WHARTON, P. Walker, P. Davis, P. Brooks	88	2
8. A.J. CAVES, Mrs. S.A. Caves, D. Marsh, Mrs. J. Marsh	86	1½
9. D. SMITH, S. Solomon, Mrs. S. Solomon, R. Joosab	84	1
10. J. RATCLIFFE, B. Cantello, Mrs. J. Peel, R. Akram	83	1½
11.= D. HOLLAND, Mrs. V.J. Holland, M. McAllister, Mrs. F. McAllister	81	1
11.= R. SMALL, Mrs. M. Small, A. McFie, R. Cotterell	81	1½
13. V. BLY, M. Crowe, H. Mies, J. Howes	78	1
14. GUEST, Mrs. J. Berzins, B.M. Lee, Mrs. J. Meisels	76	1
15. D.W. BELL, C. Edgell, S. Williams, D. Henbrey	74	¾
16. E.F. GOODACRE, Mrs. B.E.M. Goodacre, P. Hand, Mrs. J. Hand	73	¾
17.= MRS. M. POLLITT, Mrs. P. Cox, Mrs. J. Bradshaw, Mrs. N. de Smitt	71	1
17.= R. RUDD, W. Godber, B. Sharp, M. Lewis	71	½
17.= Mrs. M. MATHE, P. Kirton, Mrs. K. Batting, N. Browne	71	¾
17.= S. LALLY, M. Dowers, J. Marsh, Mrs. A. Marsh	71	1
17.= P. MAY, M. Kiggins, D. Duffy, B. Harrison	71	¾
22.= B. COWLES, C. Harrison, R. Underwood, D. Cairns	70	¾
22.= D.G. RUDD, Mrs. M.A.I. Vaughan, B. Ungerson, Mrs. D. Grossman	70	1
22.= C. KEMPTON, M. Rafferty, N. Kanaar, C. Kanaar	70	¾
25. R.K. BOOTHMAN, D.A. Stemp, R. Sanger, C. Foster	69	1½
26. A. RAINFORD, Mrs. B. Rainford, J.E. Redmen, Mrs. J.E. Redmen	66	¾
27. B. SILVERSTONE, M. Fox, A. Gradus, A. Stern	64	½
28. R. MOORE, P. Bird, V. Bird, A. Crow	63	¾
29.= Mrs. R. READ, J. Costin, P. Conisbee, Mrs. N. Armstrong	62	1
29.= A. HARPER, Mrs. F. Harper, Mrs. M. Bernstein, N. Doe	62	1
31. Mrs. B. HOLLAND, R. Skedgell, I. Watson, I. Hopkins	60	¾
32.= Mrs. M. BRIMELOW, M.N. Glover, M.N. Carter, P.D. Exworthy	59	½
32.= L. BAKER, S. Cohen, J. Fairhurst, P. Fairhurst	59	¾
34. Mrs. A. STANLEY, C.P. Stanley, Mrs. W. Badrock, R. Badrock	58	1
35. W.R. MOORE, I. Andrews, D. Horne, D. Banner	57	¾
36. Mrs. M. NORMAN, K. Norman, Dr. J. Drummond, Mrs. J. Drummond	56	¾
37. A. KITTRIDGE, G. Cowell, J. Appleton, R. Appleton	55	½
38. J. O'CONNOR, J. Kruiniger, P. Davis, C. Stops	54	½
39. J.E. BARON, Mrs. T. Knowles, A.K. Pagan, Mrs. J.A. Day	48	½
40. C. SLEVIN, Mrs. M. Slevin, M. Grant, Mrs. J. Grant	47	½
41. M. RAINBIRD, D. Smith, P. Rogers, L. Heritage	44	½
42. R. CLIFTON, J. Isaccs, C. Swann, J.E.L. Cann	28	½