

1  
11  
1  
1  
1  
1  
111

1  
11  
1  
1  
1  
1  
111

RANKING LIST - OVERALL

SESSION 4

BRIGHTON SWISS PAIRS

19-21st AUGUST 1994

AVERAGE = 130

POSN	NAME	NAME	PAIR NUM	C/FWD SCORE	MTCH13 SCORE	ADJ	CUM SCORE	CUM %	MASTER GREEN	POINTS LOCAL
1	B SENIOR	A WOO	397	193.0	20	0.0	213.0	81.92	1900	
2	P HARDYMENT	A ROBSON	501	189.0	10	0.0	199.0	76.54	1600	
3	B CALLAGHAN	D BURN	407	193.0	3	0.0	196.0	75.38	1450	
4	P FEGARTY	P LAMFORD	307	172.0	20	0.0	192.0	73.85	1375	
5	A WILSON	T PIKE	471	174.0	17	0.0	191.0	73.46	1275	
6	H GUO	Z Y HE	87	169.0	17	0.0	186.0	71.54	1275	
7	WANG XIAO JING	FU ZHONG	173	169.0	14	0.0	183.0	70.38	1225	
8	P DAVIES	G DAVIS	525	172.0	10	0.0	182.0	70.00	1175	
9=	P DARBY	N ECONOMOU	586	161.0	20	0.0	181.0	69.62	1075	
9=	CHEN RONG CHANG	SHANO ZI TIAN	20	164.0	17	0.0	181.0	69.62	1050	
11=	T REES	A MACNAIR	275	164.0	16	0.0	180.0	69.23	950	
11=	S M PRESTON	J D BAKER	373	167.0	13	0.0	180.0	69.23	975	
13	C SMALL	G C OSBORNE	93	167.0	12	0.0	179.0	68.85	925	
14=	M J HILL-JONES	J L PEPIN	556	165.0	13	0.0	178.0	68.46	925	
14=	MRS M CURTIS	D SHERMAN	576	162.0	16	0.0	178.0	68.46	925	
16	P CZERNIEWSKI	D PRICE	126	161.0	15	0.0	176.0	67.69	825	
17=	S G BARNFIELD	H J DHONDY	200	167.0	8	0.0	175.0	67.31	775	
17=	M A SUMMERS-SMITH	P J FRANKLIN	120	175.0	0	0.0	175.0	67.31	775	
17=	M HOSKINS	A SOUTHWELL	532	156.0	19	0.0	175.0	67.31	775	
20=	K W SOWERBUTTS	K BAXTER	335	168.0	8	0.0	174.0	66.92	725	
20=	P N LEE	MRS M LEE	442	159.0	15	0.0	174.0	66.92	750	
22=	D GRITT	MRS M GRITT	327	153.0	20	0.0	173.0	66.54	625	
22=	J YOUNG	C PICKARD	554	153.0	20	0.0	173.0	66.54	625	
22=	P CROUCH	M SMITH	334	166.0	7	0.0	173.0	66.54	650	
22=	MRS A RYCROFT	R A PARKS	209	161.0	12	0.0	173.0	66.54	625	
22=	A PURDY	J SILVERSTONE	267	155.0	18	0.0	173.0	66.54	650	
27=	N CRAWFORD	J A SMITH	152	165.0	7	0.0	172.0	66.15	550	
27=	S NELSON	R HARRIS	478	169.0	3	0.0	172.0	66.15	575	
29=	SUN MING	WANG HONG LI	117	153.0	18	0.0	171.0	65.77	550	
29=	D KURBALIJA	F KURBALIJA	430	153.0	18	0.0	171.0	65.77	575	
31=	L MCGOWAN	K PREDDY	402	157.0	13	0.0	170.0	65.38	525	
31=	D CLIFTON	J MITCHELL	408	156.0	14	0.0	170.0	65.38	500	
31=	J J FAWCETT	G SALT	234	150.0	20	0.0	170.0	65.38	525	
31=	P BARDEN	T TOWNSEND	475	170.0	0	0.0	170.0	65.38	575	
35	M SMITH	G FAULKNER	405	159.5	10	0.0	169.5	65.19	500	
36=	I L BLAKEY	MRS J E BLAKEY	85	161.0	8	0.0	169.0	65.00	475	
36=	U M DURMUS	W WHITAKER	493	153.0	16	0.0	169.0	65.00	500	
36=	P WOOD	N ALLERTON	617	157.0	12	0.0	169.0	65.00	500	
39=	G PHIPPS	M STALKER	375	151.0	17	0.0	168.0	64.62	475	
39=	G W ARNOTT	MRS J ARNOTT	398	165.0	3	0.0	168.0	64.62	500	
39=	J F G COOKE	A B L GOWER	14	156.0	12	0.0	168.0	64.62	500	
42=	P BELTON	G J NICHOLAS	497	149.0	18	0.0	167.0	64.23	475	
42=	A STEPHENSON	S MATTHEWS	456	152.0	15	0.0	167.0	64.23	450	
42=	B FOLEY	G FOLEY	413	152.0	15	0.0	167.0	64.23	525	
42=	GU LING	ZHANG YALAN	543	163.0	4	0.0	167.0	64.23	475	
46=	D CASS	P EDWARDS	454	148.0	18	0.0	166.0	63.85	475	

P  
R  
I  
Z

46= I R LANCASTER	Z J FROSZTEGA	119	161.0	5	0.0	166.0	63.85	450
46= R GIBBONS	HORSLEY	295	152.0	14	0.0	166.0	63.85	450
46= J AMOR	J HEMINGTON	566	162.0	4	0.0	166.0	63.85	450
50= R ALEXANDER	C ALEXANDER	312	150.0	15	0.0	165.0	63.46	425
50= P FULLER	K BONIFACE	385	150.0	15	0.0	165.0	63.46	425
50= SKOUMPOURDIS	ANTZEL	157	155.0	10	0.0	165.0	63.46	450
50= P FOUNTAIN	MRS J SKILLERN	74	157.0	8	0.0	165.0	63.46	400
50= R A BRUTY	MRS M WOODHOUSE	571	155.0	10	0.0	165.0	63.46	450
55= J A SANSOM	R JEPHCOTT	112	147.0	17	0.0	164.0	63.08	400
55= A MAYHEW	V MAYHEW	69	152.0	12	0.0	164.0	63.08	425
55= G BOBBY	A BOBBY	594	152.0	12	0.0	164.0	63.08	400
55= J DHONDY	N ROSEN	114	144.0	20	0.0	164.0	63.08	375
55= MR. & MRS.	W SOLOMON	185	157.0	7	0.0	164.0	63.08	400
55= J ALLERTON	F HINDEN	160	159.0	5	0.0	164.0	63.08	400
61= S GRAY	S GRAY	382	143.0	20	0.0	163.0	62.69	375
61= MRS R OLDROYD	MRS E M REESE	7	163.0	0	0.0	163.0	62.69	400
61= P J HOWARD	G N C HODGES	367	148.0	15	0.0	163.0	62.69	400
64= C PIERCE	R SMITH	400	142.0	20	0.0	162.0	62.31	400
64= MRS C A DRAPER	I M DRAPER	340	149.0	13	0.0	162.0	62.31	400
64= H COLMAN	N SIMMS	393	154.0	8	0.0	162.0	62.31	375
64= MRS C M KELLY	G KENYON	614	148.0	14	0.0	162.0	62.31	400
64= A NELSON	T R MIDDLETON	99	144.0	18	0.0	162.0	62.31	375
69 G KING	S STOCK	404	155.5	6	0.0	161.5	62.12	400
70= A H DUNCAN	J MURDOCH	502	141.0	20	0.0	161.0	61.92	400
70= C MOONEY	P DOWNHAM	311	141.0	20	0.0	161.0	61.92	400
70= J SCOTTING	P SCOTTING	124	141.0	20	0.0	161.0	61.92	375
70= A SMITH	R SMITH	147	144.0	17	0.0	161.0	61.92	425
70= N DOE	R LAWY	70	145.0	16	0.0	161.0	61.92	425
70= A J MORRIS	MRS P M POOL	260	151.0	10	0.0	161.0	61.92	400
70= M STICKINGS	J WILLANS	202	153.0	8	0.0	161.0	61.92	375
77= M J BRATLEY	P D CROSSWELL	40	147.0	13	0.0	160.0	61.54	400 - PRIZE
77= R SMART	O SYMONS	127	151.0	9	0.0	160.0	61.54	350 - PRIZE
79= M A ROSE	R J ROSE	188	143.0	16	0.0	159.0	61.15	350
79= J GIESS	D CURTIS	59	143.0	16	0.0	159.0	61.15	375 - PRIZE
79= M N COPLEY	MRS K COPLEY	194	143.0	16	0.0	159.0	61.15	375
79= D C ORAM	MRS C ORAM	486	142.0	17	0.0	159.0	61.15	375
79= R J EDMONDS	G SUMMERS	308	145.0	14	0.0	159.0	61.15	350
79= MRS J MEISELS	N J MORRIS	552	144.0	16	0.0	159.0	61.15	375
79= I P TOBIAS	J HAROUNI	509	151.0	8	0.0	159.0	61.15	375
86= I PAGAN	H ANOYRKATIS	255	143.0	15	0.0	158.0	60.77	375
86= LI PING WANG	YIQIAN LIU	3	141.0	17	0.0	158.0	60.77	375
86= D BAKHSHI	J COOKE	300	148.0	10	0.0	158.0	60.77	375 - PRIZE
86= G P J WHITE	N WHITE	394	152.0	6	0.0	158.0	60.77	375 - PRIZE
86= J SADLER	A J WATERLOW	350	140.0	18	0.0	158.0	60.77	350
86= D FLETCHER	D WAXMAN	488	154.0	4	0.0	158.0	60.77	350
86= H DANDO	T SQUIBB	4	158.0	0	0.0	158.0	60.77	375
86= P CAMPANILE	M KANE	213	138.0	20	0.0	158.0	60.77	375
86= MRS V J GREEN	T E GREEN	608	143.0	15	0.0	158.0	60.77	350
95 C E FELLOWS	MRS R A FELLOWS	434	139.5	18	0.0	157.5	60.58	375
96= M F TRIEFUS	N K WATTS	294	146.0	11	0.0	157.0	60.38	400
96= B M LEE	MRS I NEWMAN	553	146.0	11	0.0	157.0	60.38	400
96= J LAWSON	M HARRIS	530	156.0	1	0.0	157.0	60.38	350
99= J P HACKETT	I MONACHAN	601	154.0	2	0.0	156.0	60.00	375
99= P CASSELLE	J BACON	249	136.0	20	0.0	156.0	60.00	350
99= N SELWAY	D A CARLISLE	17	154.0	2	0.0	156.0	60.00	350 - PRIZE (100+ Pair)
102= J M AVEYARD	T R BRIERLEY	239	139.0	16	0.0	155.0	59.62	350
102= MRS P MACLEOD	K H WILSON	403	144.0	11	0.0	155.0	59.62	350
102= J R HERBERT	MRS D HERBERT	479	137.0	18	0.0	155.0	59.62	350 - PRIZE
102= P GAGNE	D HARRIS	150	150.0	5	0.0	155.0	59.62	375
102= W J MASSEY	R M THOMAS	417	140.0	15	0.0	155.0	59.62	350
107= D MOIR	A LUCKHURST	384	151.0	3	0.0	154.0	59.23	325
107= R L POULTER	T J BRADLEY	183	137.0	17	0.0	154.0	59.23	325
107= D J WILLIAMS	G PREECE	588	148.0	6	0.0	154.0	59.23	325
107= H T GISBORNE	S DAVIES	174	149.0	5	0.0	154.0	59.23	300
107= R G JONES	A R LYALL	440	136.0	18	0.0	154.0	59.23	325
107= L HARRISON	C PHILP	450	150.0	4	0.0	154.0	59.23	325 - PRIZE

E  
S

107=	G LIGGINS	A DYSON		271	147.0	7	0.0	154.0	59.23	350	
107=	B WORMALD	CLARK		444	152.0	2	0.0	154.0	59.23	350	
115	MRS B KEPPLER	MISS M KEPPLER	(L)	72	138.0	15	0.0	153.0	58.85	350	-PRIZE
116	P THORNTON	S GORE		429	136.0	17	0.0	152.5	58.65	350	
117=	DR B CANTELLO	DR J BOCHSLER		6	133.0	19	0.0	152.0	58.46	300	
117=	L LANCASTER	C JEPSON	(L)	139	139.0	13	0.0	152.0	58.46	350	-PRIZE
117=	M J ALLEN	D F HUGGETT		457	135.0	17	0.0	152.0	58.46	350	
117=	J R SHERGOLD	W R MOORE		540	147.0	5	0.0	152.0	58.46	350	
117=	MRS P P SERBY	J D MOORE		351	132.0	20	0.0	152.0	58.46	325	
117=	R BUDDERY	N OSMER	S	79	135.0	17	0.0	152.0	58.46	325	
123=	MRS P M ROGERS	A L HERITAGE		451	131.0	20	0.0	151.0	58.08	275	
123=	T LETTS	R DUNN		569	133.0	18	0.0	151.0	58.08	325	
123=	A DICKSON	A BOOTHROYD		519	135.0	16	0.0	151.0	58.08	375	
123=	P ALLWORTH	B HUNT	(N)	32	146.0	5	0.0	151.0	58.08	300	-PRIZE
123=	D STAIRS	MRS M STAIRS		592	147.0	4	0.0	151.0	58.08	325	
123=	D E COCK	I FAY		189	136.0	15	0.0	151.0	58.08	350	
123=	A W S WILLIAMS	P S MOSSOP		354	134.0	17	0.0	151.0	58.08	300	
123=	T HANLON	H MCGANN		264	151.0	0	0.0	151.0	58.08	325	
123=	M PRYOR	P MARTIN		480	134.0	17	0.0	151.0	58.08	325	
132=	G PARISH	P AVRIL		329	133.0	17	0.0	150.0	57.69	300	
132=	W J DURDEN	MRS M HORLOCK	S	551	134.0	16	0.0	150.0	57.69	275	
132=	MRS P A WATSON	W HOOD		386	145.0	5	0.0	150.0	57.69	300	
132=	G RAINSFORD	L FITZGERALD-MOORE		12	139.0	11	0.0	150.0	57.69	300	
132=	S PORTER	D GREENHOW		154	133.0	17	0.0	150.0	57.69	300	
132=	T D ELLISON	J C WOOD		490	134.0	16	0.0	150.0	57.69	250	
138	H WAYNE	MRS S A GROOME		182	137.5	12	0.0	149.5	57.50	325	
139=	P GIBBONS	P KING		153	144.0	5	0.0	149.0	57.31	300	
139=	MRS M GRIFFIN	MRS P COX	SL	241	136.0	13	0.0	149.0	57.31	300	
139=	H HOBSON	R GARTHWAITE		591	129.0	20	0.0	149.0	57.31	325	
139=	J GREEN	J ANDERSON		359	131.0	18	0.0	149.0	57.31	300	
143=	MRS L N BERRY	M J ORGAN		212	133.0	15	0.0	148.0	56.92	300	
143=	C DURBIN	P BOWLES		399	129.0	19	0.0	148.0	56.92	275	
143=	S FJORTOFT	J FJORTOFT	S	565	140.0	8	0.0	148.0	56.92	300	
143=	C JAGGER	G ROBERTS		333	146.0	2	0.0	148.0	56.92	300	
147=	L R DEMPSTER	L BURTON		135	127.0	20	0.0	147.0	56.54	275	
147=	J CRAMPTON	O WOO		459	131.0	16	0.0	147.0	56.54	300	
147=	D A SEDLICKAS	D KULKARNI	N	73	145.0	2	0.0	147.0	56.54	275	
147=	P D JONES	J MILLER		280	127.0	20	0.0	147.0	56.54	300	
147=	L BAKER	F DEWHURST		203	128.0	19	0.0	147.0	56.54	300	
147=	C J ELLIOTT	S LANDY		92	143.0	4	0.0	147.0	56.54	300	
147=	MRS C BELL	MRS P WHITE	SL	446	138.0	9	0.0	147.0	56.54	275	
154=	S J STRACHAN	R M WEST		161	143.0	3	0.0	146.0	56.15	300	
154=	G E RAY	S J RAY		62	141.0	5	0.0	146.0	56.15	300	
154=	L B ANDERSON	R JAMES		469	127.0	19	0.0	146.0	56.15	300	
154=	S BURN	A WALKER	L	304	129.0	17	0.0	146.0	56.15	300	
158=	D WILSON	E H NUNN		46	138.0	7	0.0	145.0	55.77	275	
158=	W T OKE	J A TERRETT		274	127.0	18	0.0	145.0	55.77	300	
158=	D MULLER	MRS M DENNISON		28	139.0	6	0.0	145.0	55.77	250	
158=	I ROBERTSON	G CLARK	N	590	125.0	20	0.0	145.0	55.77	275	
158=	H SCHOGGER	R WHITE		181	131.0	14	0.0	145.0	55.77	250	
158=	M LEE	D LEE	N	360	131.0	14	0.0	145.0	55.77	300	
158=	J G HARRISON	A D BROWN	S	184	142.0	3	0.0	145.0	55.77	275	
158=	B W DYDE	P E SHERRY		95	132.0	13	0.0	145.0	55.77	275	
158=	G J HEAL	T E GIRDLESTONE		129	142.0	3	0.0	145.0	55.77	300	
158=	W J COLMAN	M G SCOLTOCK		346	142.0	3	0.0	145.0	55.77	300	
168=	D F EDDLESTONE	M ROBINSON	N	259	127.0	17	0.0	144.0	55.38	275	
168=	N FREAKE	A CATCHPOLE		24	142.0	2	0.0	144.0	55.38	250	
168=	C L R BAINHAM	E J LUCIONI		105	139.0	5	0.0	144.0	55.38	250	
168=	J MURRELL	A M DALTON		122	129.0	15	0.0	144.0	55.38	275	
168=	T TOWERS	J E S PATRICK		45	137.0	7	0.0	144.0	55.38	300	
168=	J ROBBINS	R HELLE		50	131.0	13	0.0	144.0	55.38	275	
168=	A F GIPSON	P S GIPSON		58	144.0	0	0.0	144.0	55.38	250	
168=	S PARTINGTON	A KOLBE	NL	366	144.0	0	0.0	144.0	55.38	300	
176=	MRS P PEARCE	MRS W J ANGSEESING	L	48	140.0	3	0.0	143.0	55.00	250	
176=	G D CRONIN	H NORMAN		511	131.0	12	0.0	143.0	55.00	250	
176=	MRS M RAMCHANDANI	MRS O KONJRALP	L	473	139.0	4	0.0	143.0	55.00	250	

176=	D J IVENS	IVENS		358	140.0	3	0.0	143.0	55.00	275
176=	L HOSKINS	TOFT		547	131.0	12	0.0	143.0	55.00	275
176=	W H JEFFERY	MRS M V JEFFERY	S	175	131.0	12	0.0	143.0	55.00	275
176=	D JENSEN	J JENSEN		476	123.0	20	0.0	143.0	55.00	275
183=	L MILDON	S READE		290	125.0	17	0.0	142.0	54.62	225
183=	K WILLIAMS	D REID	N	468	140.0	2	0.0	142.0	54.62	250
183=	R REEVE	D FRANKLIN		321	125.0	17	0.0	142.0	54.62	225
183=	A LEVY	I VARDY	L	142	125.0	17	0.0	142.0	54.62	250
183=	MR. & MRS.	J G DAY		597	123.0	19	0.0	142.0	54.62	250
183=	L GODFREY	W NAQUI	N	195	122.0	20	0.0	142.0	54.62	200
183=	T I COHEN	S TESHOME		25	142.0	0	0.0	142.0	54.62	225
183=	M BOWER	M CASHMAN		272	142.0	0	0.0	142.0	54.62	275
191	H VICKERS	K BROWN		224	124.5	17	0.0	141.5	54.42	275
192=	K JOHNS	S RANKIN	L	491	140.0	1	0.0	141.0	54.23	275
192=	MRS J B FORRO	G E WOLFARTH		573	128.0	13	0.0	141.0	54.23	275
192=	J G PYNER	MRS M R MARGETTS		500	124.0	17	0.0	141.0	54.23	275
192=	K S SHAW	G C WOODRUFF	J	336	139.0	2	0.0	141.0	54.23	250
192=	P BAXTER	S PIKE		581	123.0	18	0.0	141.0	54.23	250
192=	F R HARDING	J WALLACE		361	123.0	18	0.0	141.0	54.23	250
192=	N WALSH	S SAUNTER		169	125.0	16	0.0	141.0	54.23	250
199=	P D MESSER	E A TAYLOR		226	123.0	17	0.0	140.0	53.85	225
199=	C DUCKWORTH	K STEPHENSON	L	265	133.0	7	0.0	140.0	53.85	250
199=	J F BAIRD	MRS E LAWRIE		438	135.0	5	0.0	140.0	53.85	225
199=	A J CAVES	MRS S A CAVES		483	138.0	2	0.0	140.0	53.85	225
199=	C P KING-FARLOW	J E AMOS		268	134.0	6	0.0	140.0	53.85	275
199=	A R TROWELL	MRS C COOPER		27	125.0	15	0.0	140.0	53.85	225
199=	D CHILD-BAKER	J R WILLIAMS		52	134.0	6	0.0	140.0	53.85	225
199=	R BADROCK	W T BADROCK		606	122.0	18	0.0	140.0	53.85	250
207=	D SBIROLI	M GANDINI		568	138.0	1	0.0	139.0	53.46	200
207=	I MCGREGOR	R S LENK		522	119.0	20	0.0	139.0	53.46	225
207=	M TAN	M FLETCHER		584	133.0	6	0.0	139.0	53.46	200
207=	G M PATERSON	MRS C P MOORE	N	143	122.0	17	0.0	139.0	53.46	200
207=	K HOWELL	J HOWELL		585	126.0	13	0.0	139.0	53.46	250
207=	C CHEEK	W CURTIS		314	126.0	13	0.0	139.0	53.46	200
207=	MRS M ALLNUTT	MISS D MARRIOTT	L	610	139.0	0	0.0	139.0	53.46	200
207=	L HITCHCOCK	T HITCHCOCK	SN	362	120.0	19	0.0	139.0	53.46	175
207=	R BANBURY	D KIME		281	119.0	20	0.0	139.0	53.46	225
207=	A L LEE	MS J ARIS		564	134.0	5	0.0	139.0	53.46	250
207=	G LUCY	J BALDOCK		5	127.0	12	0.0	139.0	53.46	225
207=	M CARTNER	I WATSON		77	126.0	13	0.0	139.0	53.46	250
207=	J WILLIAMS	M PHELPS		567	123.0	16	0.0	139.0	53.46	225
207=	P SMITH	L SMITH		26	132.0	7	0.0	139.0	53.46	225
221=	MRS T PEARCE	J GUEST		256	120.0	18	0.0	138.0	53.08	200
221=	MRS F B DOUGHTY	J P WARREN		229	120.0	18	0.0	138.0	53.08	200
221=	M CARRINGTON	L GEDDES		54	135.0	3	0.0	138.0	53.08	175
221=	I J PENDLEBURY	D C SMITH		22	122.0	16	0.0	138.0	53.08	225
221=	F POLLITT	J BALL	L	285	122.0	16	0.0	138.0	53.08	200
221=	D BLACKNELL	MRS G BLACKNELL		286	118.0	20	0.0	138.0	53.08	200
221=	B CARR	M ANNAND		578	125.0	13	0.0	138.0	53.08	150
221=	K R CRAIGIE	MRS N J SINCLAIR		64	118.0	20	0.0	138.0	53.08	150
221=	MRS V SMITH	MRS P GOWERS		293	118.0	20	0.0	138.0	53.08	175
221=	J OHMEYER	M OHMEYER		253	119.0	19	0.0	138.0	53.08	150
221=	D GEORGE	MRS P GEORGE	SN	484	122.0	16	0.0	138.0	53.08	200
221=	D RUDD	M HAMER		582	135.0	3	0.0	138.0	53.08	225
221=	P JOURDAIN	J MacLAREN		289	134.0	4	0.0	138.0	53.08	200
221=	R WILLIAMS	O WILLIAMS		29	121.0	17	0.0	138.0	53.08	175
221=	C HALL	D PALMER		577	134.0	4	0.0	138.0	53.08	175
221=	MRS I RHODES	J FOSTER		53	120.0	19	0.0	138.0	53.08	175
237=	J M COOPER	MRS B M COOPER		145	123.0	14	0.0	137.0	52.69	225
237=	W J STARR	R J M MCKINLEY		86	123.0	14	0.0	137.0	52.69	200
237=	J F YUILL	S L ROBSON		368	130.0	7	0.0	137.0	52.69	200
237=	J SAMUELS	M SINCLAIR		80	134.0	3	0.0	137.0	52.69	175
237=	P SCULL	S GOLDSTEIN		171	125.0	12	0.0	137.0	52.69	150
237=	M BINGHAM	M LINCOLN		330	118.0	19	0.0	137.0	52.69	175
237=	D C KENNEDY	MRS M L KENNEDY	S	23	134.0	3	0.0	137.0	52.69	200
237=	A LUCAS	D WHITMORE	L	104	129.0	8	0.0	137.0	52.69	175

237=	G M VYAS	UNGERSON		123	122.0	15	0.0	137.0	52.69	175
237=	M L COWLING	J BROOK		371	122.0	15	0.0	137.0	52.69	200
237=	S DARKE	M HEARSEY		602	127.0	10	0.0	137.0	52.69	200
237=	J GARDINER	J AKROYD		572	137.0	0	0.0	137.0	52.69	200
249=	R GARSIDE	DR M GREEN	SS	113	119.0	18	0.0	136.5	52.50	175
249=	M LADBROOK	I FOGG		498	116.5	20	0.0	136.5	52.50	175
249=	M G LEE	M J ELLIOTT		315	126.5	10	0.0	136.5	52.50	200
252=	A BUZZI	L BUZZI		132	130.0	6	0.0	136.0	52.31	175
252=	M LEVINE	C KING		254	130.0	6	0.0	136.0	52.31	125
252=	J LAURENT	I RUDD		277	118.0	18	0.0	136.0	52.31	200
252=	P FAIRHURST	J FAIRHURST		607	134.0	2	0.0	136.0	52.31	175
252=	GUANG SHAN FAN	HOUZU TANG		121	126.0	10	0.0	136.0	52.31	150
252=	E MOORE	V J SUTCLIFFE		506	127.0	9	0.0	136.0	52.31	150
252=	M GILLESPIE	MRS A CLARKE	SN	424	126.0	10	0.0	136.0	52.31	200
252=	Dr G K SHAW	D I DAVIES	S	305	132.0	4	0.0	136.0	52.31	175
252=	P P GLANVILLE	MRS P SCARES		78	118.0	18	0.0	136.0	52.31	200
261	E M HALL	M McCABE	L	379	133.5	2	0.0	135.5	52.12	225
262=	BROWN	J EATON		34	127.0	8	0.0	135.0	51.92	175
262=	W P R BROWN	MRS J V HURST		349	127.0	8	0.0	135.0	51.92	150
262=	MRS J JOHNSON	F H WHARTON		167	132.0	3	0.0	135.0	51.92	175
262=	J KEEFE	J NEWMAN		236	117.0	18	0.0	135.0	51.92	175
262=	MRS J SWIFT	B H E ROSE	S	534	122.0	13	0.0	135.0	51.92	200
262=	J TIMBERLAKE	MRS S TIMBERLAKE		138	122.0	13	0.0	135.0	51.92	200
262=	G PEEL	MRS J PEEL		401	118.0	17	0.0	135.0	51.92	175
262=	MRS R KEABLE	B J KEABLE		496	125.0	10	0.0	135.0	51.92	200
262=	H BENGEN	B RITACCA		204	135.0	0	0.0	135.0	51.92	175
262=	B HENDERSON	C HENDERSON		55	121.0	14	0.0	135.0	51.92	200
272=	MRS O DAWSON	MRS B MACDONAGH	SL	423	114.0	20	0.0	134.0	51.54	175
272=	D THORNTON	J A SMITH		30	130.0	4	0.0	134.0	51.54	175
272=	M CHAMPNESS	R CHAMPNESS	N	243	116.0	18	0.0	134.0	51.54	200
272=	P LANGSTON	M LAVELLE		455	120.0	14	0.0	134.0	51.54	175
272=	MRS K A SWANNELL	P P WALKER		247	131.0	3	0.0	134.0	51.54	200
272=	W STOCKER	J BROWN		257	129.0	5	0.0	134.0	51.54	150
272=	S L SYPLYWCZAK	J D CRAWLEY		508	119.0	15	0.0	134.0	51.54	150
272=	MRS M LUCY	MS A A CHERRY	L	428	118.0	16	0.0	134.0	51.54	200
272=	R HEATH	MRS L HEATH		332	114.0	20	0.0	134.0	51.54	175
281=	L WILLIAMS	A DREW		176	133.5	0	0.0	133.5	51.35	175
281=	R PRITCHARD	K WILLIAMS		137	116.0	18	0.0	133.5	51.35	200
283=	B THURL	C PAGE		208	124.0	9	0.0	133.0	51.15	150
283=	P HALL	G KENDALL		538	131.0	2	0.0	133.0	51.15	225
283=	S BIRD	J DEACON	N	288	113.0	20	0.0	133.0	51.15	150
283=	A BOWLES	S MOHANDS		343	133.0	0	0.0	133.0	51.15	200
283=	D BENTLEY	P PAGE	L	527	130.0	3	0.0	133.0	51.15	150
283=	J M LEWIS	L M FIFIELD		83	124.0	9	0.0	133.0	51.15	125
283=	MRS J FLOWERDEW	MRS E TURNER	L	381	116.0	17	0.0	133.0	51.15	175
283=	MRS C SMITH	MRS P POTTAGE	L	458	129.0	4	0.0	133.0	51.15	175
283=	MRS J I NEWTON	Dr D NEWTON		420	126.0	7	0.0	133.0	51.15	175
292=	J MAYHEW	B MALINOWSKA	L	221	112.0	20	0.0	132.0	50.77	175
292=	M PEARCE	P HEPBURN		613	115.0	17	0.0	132.0	50.77	175
292=	WATSON	LUCHFORD		615	117.0	15	0.0	132.0	50.77	200
292=	D CLARK	P CLARK		187	122.0	10	0.0	132.0	50.77	175
296	A BALLHAM	M DASH	S	603	130.5	1	0.0	131.5	50.58	150
297=	D N MITCHELL	MRS A MITCHELL	SS	144	117.0	14	0.0	131.0	50.38	175
297=	S I ROMAINE	A DUTTON		13	121.0	10	0.0	131.0	50.38	175
297=	B LALANI	A SMITH	N	216	112.0	19	0.0	131.0	50.38	200
297=	L MYERS	E MYERS	SN	205	114.0	17	0.0	131.0	50.38	200
297=	E M NESOM	MS M NESOM		600	119.0	12	0.0	131.0	50.38	175
297=	M WEBLEY	C WEBLEY		238	124.0	7	0.0	131.0	50.38	125
297=	MRS J P BERZINS	A S CURTIS		452	131.0	0	0.0	131.0	50.38	150
304=	A D PRICE	MRS V MOORE		561	130.5	0	0.0	130.5	50.19	150
304=	S WILKINS	MRS S NICHOLSON	N	419	125.5	5	0.0	130.5	50.19	175
306=	B GARDNER	R BARNES		278	112.0	18	0.0	130.0	50.00	150
306=	MISS G HALL	R ROBERSON		230	112.0	18	0.0	130.0	50.00	175
306=	M HUNTINGFORD	M LIGHTHILL		328	126.0	4	0.0	130.0	50.00	175
306=	S HOAR	A LUM	N	482	127.0	3	0.0	130.0	50.00	150
306=	K MERCHANT	MS M A BUDD		443	110.0	20	0.0	130.0	50.00	150



375= MRS C WILSON	MRS S ROBERTS	L	319	111.0	11	0.0	122.0	46.92	175
375= MRS J CHARNELL	TIPTON		422	117.0	5	0.0	122.0	46.92	200
375= K C HAYTON	P HAYTON		363	102.0	20	0.0	122.0	46.92	150
380= MRS J HESKETH	C O DONNELL		391	108.0	13	0.0	121.0	46.54	125
380= E SCERRI	MRS N SCERRI		141	104.0	17	0.0	121.0	46.54	175
380= T G R LAWRENCE	A LAWRENCE		302	118.0	3	0.0	121.0	46.54	150
380= B THOMAS	J BURRELL-DAVIS	SL	531	119.0	2	0.0	121.0	46.54	150
380= B A CLARIDGE	G ENDICOTT		322	114.0	7	0.0	121.0	46.54	150
380= R EVERY	W HELPS	S	81	113.0	8	0.0	121.0	46.54	175
380= S ADAMSON	N ADAMSON		146	120.0	1	0.0	121.0	46.54	150
380= M RAFFERTY	P MOSS		589	106.0	15	0.0	121.0	46.54	175
380= R A SUGDEN	MRS V M GUNSON		462	121.0	0	0.0	121.0	46.54	175
380= MRS D WADE	J C AGGARWAL		387	118.0	3	0.0	121.0	46.54	150
380= MS H NEILSON	MRS E EBSWORTH SMITH		313	121.0	0	0.0	121.0	46.54	175
380= E BEVAN	L ZIYAL	N	168	121.0	0	0.0	121.0	46.54	150
380= D R HARRIS	B BROOMAN		618	104.0	17	0.0	121.0	46.54	125
380= I REISSMAN	D BROWNE		177	109.0	12	0.0	121.0	46.54	175
380= A SIMMONDS	H SALTER		149	106.0	15	0.0	121.0	46.54	150
380= L DEAN	MRS D S DEAN		492	101.0	20	0.0	121.0	46.54	175
380= S JORGENSEN	B JORGENSEN		192	115.0	6	0.0	121.0	46.54	175
397= D WALKER	F B HILLERY	SL	51	120.0	0	0.0	120.0	46.15	200
397= J WRIGHT	T BRERETON		178	120.0	0	0.0	120.0	46.15	125
397= B COWLES	MRS M COWLES		301	116.0	4	0.0	120.0	46.15	175
397= MRS P BARTON	D A CURRAN		233	102.0	18	0.0	120.0	46.15	175
397= C D TATHAM	B E LUM		596	112.0	8	0.0	120.0	46.15	150
397= P BLACKMORE	D SLATER		320	103.0	17	0.0	120.0	46.15	175
397= MRS P WATERS	MRS S OAKFORD	L	317	112.0	8	0.0	120.0	46.15	125
397= M WADDINGTON	A J WADDINGTON	N	140	101.0	19	0.0	120.0	46.15	150
397= E J HUMPHREYS	P E JONES		616	108.0	12	0.0	120.0	46.15	175
397= MRS C SNOWBALL	MRS V SMITH	SL	269	105.0	15	0.0	120.0	46.15	175
397= K M BARTLETT	G L BAILE	SNL	495	113.0	7	0.0	120.0	46.15	175
397= MRS H FARMER	MRS A GRZESIAK	L	477	103.0	17	0.0	120.0	46.15	125
409= A J BROWN	MRS C A BROWN		219	119.0	0	0.0	119.0	45.77	175
409= M POPE	R GLASS	N	155	109.0	10	0.0	119.0	45.77	175
409= MISS P E MERRIMAN	F L MONEY	S	165	118.0	1	0.0	119.0	45.77	125
409= B HOLLAND-SCHOLEFIELD	S DUNNING	L	467	100.0	19	0.0	119.0	45.77	150
409= P J BATES	MRS W TARRANT		503	114.0	5	0.0	119.0	45.77	150
409= C HERBERT	B HERBERT	N	89	119.0	0	0.0	119.0	45.77	200
409= D A ANDREWS	MRS Y ANDREWS	S	441	103.0	16	0.0	119.0	45.77	175
409= G VEDE	MRS M VEDE		542	106.0	13	0.0	119.0	45.77	150
409= D HEAL	MRS P HEAL	S	365	116.0	3	0.0	119.0	45.77	125
409= D MARSH	J MARSH		35	106.0	13	0.0	119.0	45.77	200
409= T GIFFORD	W GIFFORD		421	102.0	17	0.0	119.0	45.77	125
409= T TURNAGE	J CRUICKSHANK		342	108.0	11	0.0	119.0	45.77	150
409= R PORTER	MRS J M PORTER	S	227	100.0	19	0.0	119.0	45.77	150
422= A RAJPOLD	B COLEMAN	N	298	115.0	3	0.0	118.0	45.38	150
422= MRS M E CHAPMAN	MRS E J ATKIN	L	49	101.0	17	0.0	118.0	45.38	150
422= W GEE	A NORTHGRAVES	L	42	105.0	13	0.0	118.0	45.38	125
422= M C JACKSON	C H L JACKSON		91	112.0	6	0.0	118.0	45.38	150
422= E MAURICE	L SNAPPER	S	520	114.0	4	0.0	118.0	45.38	125
422= P LANE	M A WATSON		261	116.0	2	0.0	118.0	45.38	150
422= MRS F TREBBLE	MRS M CURTIS	LNS	310	104.0	14	0.0	118.0	45.38	150
429= J CONLEY	M WILTSHIRE	JN	232	97.0	20	0.0	117.0	45.00	125
429= S LEE	G CHADHA		159	111.0	6	0.0	117.0	45.00	150
429= I LEE	J THROWER		574	112.0	5	0.0	117.0	45.00	150
429= MRS J M SQUIRES	MRS I TOWNLEY-FREEMAN	L	222	98.0	19	0.0	117.0	45.00	125
429= R A CLIFFE	N Y L SMITH		316	114.0	3	0.0	117.0	45.00	150
429= R COLLINGHAM	C E ENDEAN	S	529	99.0	18	0.0	117.0	45.00	150
429= P HAND	MRS J L. HAND		604	115.0	2	0.0	117.0	45.00	125
429= C J PLATT	MRS A M PLATT	S	364	115.0	2	0.0	117.0	45.00	125
429= R COLBORNE	C HUNTER		598	101.0	16	0.0	117.0	45.00	125
429= C LANG	MRS E LANG	N	406	117.0	0	0.0	117.0	45.00	150
429= L MOATE	MRS H J MOATE	N	130	102.0	15	0.0	117.0	45.00	150
440 J HOGG	D MESSER	N	18	115.0	2	0.0	116.5	44.81	175
441= W MASON	P MASON		88	111.0	5	0.0	116.0	44.62	150
441= A PATEL	R WHITE		111	101.0	15	0.0	116.0	44.62	125

441= M CAMPBELL-COOKE	B TODD	SNL	533	104.0	12	0.0	116.0	44.62	125
441= C BAMBERGER	GREEN		377	99.0	17	0.0	116.0	44.62	150
441= A A CORDERY	S P CORDERY		512	99.0	17	0.0	116.0	44.62	150
441= H McEWING	I BRUCE		372	97.0	19	0.0	116.0	44.62	125
441= MRS G A MERRIOTT	MRS H WRIGHT	L	353	99.0	17	0.0	116.0	44.62	150
441= D CAIRNS	S PETERS		266	114.0	2	0.0	116.0	44.62	150
449= M WHITLOCK	D MORISON		494	102.0	13	0.0	115.0	44.23	150
449= R A OLIVER	R M MANSER		609	110.0	5	0.0	115.0	44.23	125
449= D JENKINS	MRS E JENKINS		448	113.0	2	0.0	115.0	44.23	125
449= A J WERRAN	R N YOUNG	N	38	112.0	3	0.0	115.0	44.23	100
449= P TAME	J FRESTON	N	521	107.0	8	0.0	115.0	44.23	100
449= G HORLEY	C MUELLER		485	110.0	5	0.0	115.0	44.23	150
449= R SMITH	B ZALIN	NJ	250	108.0	7	0.0	115.0	44.23	100
456= G F THOMPSON	B POWELL		164	109.0	5	0.0	114.0	43.85	125
456= MRS R EDMONDSON	D L BARNES		218	103.0	11	0.0	114.0	43.85	150
456= R GREEN	F GREEN	N	186	114.0	0	0.0	114.0	43.85	150
456= R G IRWIN	K G SABINE		545	101.0	13	0.0	114.0	43.85	150
456= P PALMER	D RUSSELL		593	111.0	3	0.0	114.0	43.85	150
456= T MORRIS	MRS J NUTT	N	507	94.0	20	0.0	114.0	43.85	150
456= MRS M JAYNES	MRS J ANDERSON	L	31	100.0	14	0.0	114.0	43.85	150
456= MISS M ROWLEDGE	MRS I ROWLEDGE	L	245	99.0	15	0.0	114.0	43.85	100
456= N BOND	E HUGHES	L	231	113.0	1	0.0	114.0	43.85	150
456= V J MORRISH	L MORRISH	N	47	94.0	20	0.0	114.0	43.85	125
466= D M PERHAM	R A PERHAM		557	102.0	11	0.0	113.0	43.46	150
466= H KEITH	C THICK	N	191	110.0	3	0.0	113.0	43.46	150
466= A HYDES	M TELTSCHER	JN	392	99.0	14	0.0	113.0	43.46	175
466= L HOUGHTON	P ADAMSON	N	296	95.0	18	0.0	113.0	43.46	150
466= W S MACMILLAN	N MACMILLAN		535	104.0	9	0.0	113.0	43.46	125
466= K SEABOLD	J AUSTIN		378	101.0	12	0.0	113.0	43.46	150
466= A J WHITE	W LOWE		544	112.0	1	0.0	113.0	43.46	125
473 N BENN	P GEE	N	504	111.0	2	0.0	112.5	43.27	100
474= E HAMMOND	B DUNNE	LN	499	112.0	0	0.0	112.0	43.08	150
474= MRS R LANE	MRS A RANDALL	LN	415	106.0	6	0.0	112.0	43.08	125
474= MRS J LACEY	MRS K PAUSEY	SL	237	112.0	0	0.0	112.0	43.08	125
474= A COATES	P DRAGE		258	105.0	7	0.0	112.0	43.08	125
474= T K BUTLAND	J R DUNLOP		306	98.0	14	0.0	112.0	43.08	125
474= MRS J PINK	R C SKELTON	N	412	110.0	2	0.0	112.0	43.08	125
474= Dr R F F DAWSON	MRS M DAWSON	S	470	102.0	10	0.0	112.0	43.08	150
474= MRS P A FORDS	MRS P M BURT	L	179	112.0	0	0.0	112.0	43.08	150
482= J SUTCLIFFE	S ROBEY	N	214	102.0	9	0.0	111.0	42.69	100
482= D HAGUE	E NORGATE	N	418	93.0	18	0.0	111.0	42.69	175
482= Dr R BAMBER	MRS C BRADLEY		287	108.0	3	0.0	111.0	42.69	125
482= MRS Y ATHERTON	MRS M KAY	SL	563	109.0	2	0.0	111.0	42.69	150
482= D L JOHNSTONE	MRS N MCWHIRTER		619	101.0	10	0.0	111.0	42.69	175
482= J MAGGS	E SMITH		370	108.0	3	0.0	111.0	42.69	150
482= E K BATHGATE	G RUNHAM	N	309	100.0	11	0.0	111.0	42.69	200
482= T MANTLE	W MANTLE		162	106.0	5	0.0	111.0	42.69	125
482= H E MITCHELL	MRS E MITCHELL	S	118	111.0	0	0.0	111.0	42.69	150
491= G THOMSON	D CHILDS	N	65	110.0	0	0.0	110.0	42.31	125
491= MISS C SWANN	MISS A CARTWRIGHT	SN	487	110.0	0	0.0	110.0	42.31	125
491= M MARTIN	J WARD		524	106.0	4	0.0	110.0	42.31	150
491= C H EDWARDS	MRS F M EDWARDS	S	19	104.0	6	0.0	110.0	42.31	150
491= D A KENT	P J CAVES		116	97.0	13	0.0	110.0	42.31	125
491= J JACOBS	L HALPENNY	N	21	92.0	18	0.0	110.0	42.31	125
491= R J MARTIN	P BLAKE	N	318	93.0	17	0.0	110.0	42.31	125
498= J STARKINGS	M STARKINGS		416	107.0	2	0.0	109.0	41.92	125
498= MRS U TURPIN	MRS J BLATCHFORD	L	193	92.0	17	0.0	109.0	41.92	150
498= S MILLS	M THRUSTON	SL	515	96.0	13	0.0	109.0	41.92	150
498= R PETTIPIERE	S CARDWELL	L	549	102.0	7	0.0	109.0	41.92	150
498= H FAKER	L SEYMOUR		103	90.0	19	0.0	109.0	41.92	150
498= S MUNDAY	D MUNDAY		518	94.0	15	0.0	109.0	41.92	125
498= P S DUNN	M W JONES		110	89.0	20	0.0	109.0	41.92	150
498= MRS K J COWARD	MRS J N DAVIES	SL	292	109.0	0	0.0	109.0	41.92	125
506= S J BYRNE	C G POTTER		279	105.0	3	0.0	108.0	41.54	100
506= M J KURIGER	D FRANKLIN		263	102.0	6	0.0	108.0	41.54	100
506= D PATRICK	E PARRY	L	9	91.0	17	0.0	108.0	41.54	125



506= M CASE	JOHNSON	N	583	88.0	20	0.0	108.0	41.54	100
510= K NORMAN	S M NORMAN		98	92.0	5	0.0	107.0	41.15	125
510= Z COVRIGARU	T DARLEY		605	105.0	2	0.0	107.0	41.15	100
510= V P ROLFE	P BLAKE	N	41	97.0	10	0.0	107.0	41.15	125
510= J L HAMPSON	R M ALCOCK		548	97.0	10	0.0	107.0	41.15	150
510= MRS M MCCORKELL	MRS S TUCKER	NL	580	100.0	7	0.0	107.0	41.15	125
510= MRS J SMALLWOOD	MRS S CHAPLIN	L	125	102.0	5	0.0	107.0	41.15	125
516= MRS D BASHFORD	D TUSTIN		587	103.0	3	0.0	106.0	40.77	150
516= L CUMBERS	MRS J SPARKES		252	104.0	2	0.0	106.0	40.77	125
516= E T DELLER	B M DELLER	SN	180	97.0	9	0.0	106.0	40.77	125
516= MRS A DREW	M WHITE		517	104.0	2	0.0	106.0	40.77	125
516= F T BODIE	MRS L PRICE	S	599	105.0	1	0.0	106.0	40.77	125
521= M A EDEN	C B R EDEN		97	105.0	0	0.0	105.0	40.38	125
521= M G RIBBINS	S E RIBBINS		425	97.0	8	0.0	105.0	40.38	150
521= D R LAKEY	MRS A BOLTON		96	104.0	1	0.0	105.0	40.38	100
521= N M W COLDWELL	S L SACKS	N	37	105.0	0	0.0	105.0	40.38	150
521= MRS S A SMITH	MRS R AUGER	L	352	91.0	14	0.0	105.0	40.38	150
521= A H RUFF	B C CRITTENDEN	S	461	102.0	3	0.0	105.0	40.38	100
521= MRS H LYONS	MISS R GORDON	LN	395	88.0	17	0.0	105.0	40.38	125
521= R M HOSKING	MRS M J HOSKING	S	427	90.0	15	0.0	105.0	40.38	125
529 P WHITEHURST	L NOLAN		291	104.5	0	0.0	104.5	40.19	100
530= MRS E M CLAYDON	W A SAUER	S	283	99.0	5	0.0	104.0	40.00	100
530= MRS J TINSON	MRS S M HALL	SL	447	90.0	14	0.0	104.0	40.00	150
530= A BLACKMAN	S WRIGLEY	L	396	103.0	1	0.0	104.0	40.00	150
530= M WEST	J GRIFFITHS	NL	172	99.0	5	0.0	104.0	40.00	125
530= E RIVETT	F COOPER		151	104.0	0	0.0	104.0	40.00	125
530= C NORTHOVER	M LAWRENCE		595	97.0	7	0.0	104.0	40.00	75
530= D VALTISIARIS	G BECKETT	N	207	101.0	3	0.0	104.0	40.00	125
537= G ROWLING	A KLARSKOV		445	85.0	18	0.0	103.0	39.62	125
537= MRS M PETERSON	J WELLS	S	562	86.0	17	0.0	103.0	39.62	100
537= K BATTING	S FURLONGER	SL	197	95.0	8	0.0	103.0	39.62	150
540= F AKYOL	MRS H MATHER	N	131	82.0	20	0.0	102.0	39.23	125
540= MS L BECKETT	MRS E ADAMS	L	134	97.0	5	0.0	102.0	39.23	125
540= L BALNAYE	J BURN	N	158	99.0	3	0.0	102.0	39.23	150
540= M BUCKMASTER	MRS R COPLAND		536	101.0	1	0.0	102.0	39.23	100
544= MRS A CLARK	T V CLARK		206	98.0	3	0.0	101.0	38.85	100
544= T STAPLES	S STEPHENSON	N	344	96.0	5	0.0	101.0	38.85	100
544= C OULD	F HARPER	L	8	97.0	4	0.0	101.0	38.85	75
544= P HASENSON	R EATON		215	95.0	6	0.0	101.0	38.85	75
548 MRS M NATHAN	DR G HUTCHINSON	L	612	91.5	9	0.0	100.5	38.65	100
549= MRS B PITMAN	MRS J RUMBALL	NL	426	82.0	18	0.0	100.0	38.46	150
549= H W ROGERS	MRS E E M ROGERS	S	539	97.0	3	0.0	100.0	38.46	75
549= J TOTMAN	B MCKINNON	N	338	98.0	2	0.0	100.0	38.46	100
549= MRS R WIGHAM	S FIELDHOUSE		510	100.0	0	0.0	100.0	38.46	125
553= L SEDAR	T PENN		223	96.0	3	0.0	99.0	38.08	150
553= J MCDANIEL	J DE SMITH	SL	558	84.0	15	0.0	99.0	38.08	100
553= R GITTINS	MRS G GITTINS		273	82.0	17	0.0	99.0	38.08	125
553= A C GILL	MRS V M GILL		170	99.0	0	0.0	99.0	38.08	125
553= MISS P E HARRIS	I F SMITH	N	437	97.0	2	0.0	99.0	38.08	75
558= C ASHMENT	W A SHERMAN		76	94.0	4	0.0	98.0	37.69	100
558= Dr J E REDMEN	MRS J E REDMEN		374	95.0	3	0.0	98.0	37.69	125
558= P HUGHES	B HUGHES		348	91.0	7	0.0	98.0	37.69	100
558= B DUNBAR	M O'BRIEN		570	78.0	20	0.0	98.0	37.69	125
562= R BAXTER	MISS J TREWIN	S	148	90.0	7	0.0	97.0	37.31	100
562= D KINGSLEY	MRS A KINGSLEY		439	82.0	15	0.0	97.0	37.31	125
564 I HOPKINS	M BASER		225	91.0	5	0.0	96.0	36.92	75
565= MRS M LINWOOD	MRS F MEADER	NL	107	83.0	12	0.0	95.0	36.54	100
565= A JASPER	D HERRING	L	464	95.0	0	0.0	95.0	36.54	125
565= MISS H PETROPULO	MRS E DAVIES		56	89.0	6	0.0	95.0	36.54	100
565= M SNATT	M ANDREWS	N	16	78.0	17	0.0	95.0	36.54	100
565= D NICHOLLS	I MUNDY	N	453	93.0	2	0.0	95.0	36.54	125
570 MRS P A HOOK	MRS M VAN DER BIJL	NL	128	94.0	0	0.0	94.0	36.15	125
571= MRS R CHURCHILL	MRS P GADSBY	L	190	80.0	13	0.0	93.0	35.77	125
571= J ISAACS	D SANITZER	L	465	76.0	17	0.0	93.0	35.77	100
573= MRS P W CAMPBELL	MRS D GREEN	SL	39	90.0	2	0.0	92.0	35.38	75
573= T HALL	G BUTT	N	82	90.0	2	0.0	92.0	35.38	125



## TUESDAY EVENING CHAMPIONSHIP PAIRS


23rd AUGUST 1994

AVERAGE = 840

POSN	NAME	NAME	PRIZE FLAGS	CEN	C/FWD SCORE	SESS1 SCORE	CUM SCORE	CUM %	MASTER GREEN	POINTS BLACK
1	G SALT	D BURN		1	0.0	1100.7	1100.7	65.52		400
2	MR. & MRS.	G C H FOX		1	0.0	1008.1	1008.1	60.01		385
3	W S MACMILLAN	MRS M HORLOCK		1	0.0	994.3	994.3	59.18		370
4	MR. & MRS.	P N LEE		1	0.0	984.1	984.1	58.58		354
5	J AMOR	J HEMINGTON		1	0.0	972.7	972.7	57.90		339
6	MRS K NELSON	MRS E M REESE		1	0.0	969.6	969.6	57.71		324
7	C PORCH	MRS A CHERRY		1	0.0	966.4	966.4	57.52		308
8	G PURDY	A PURDY		1	0.0	949.2	949.2	56.50		293
9	M BUDD	R IRWIN		1	0.0	940.9	940.9	56.01		277
10	J OHMEYER	M OHMEYER		1	0.0	940.7	940.7	55.99		262
11	V J MORRISH	L MORRISH		1	0.0	940.1	940.1	55.96		247
12	D SEDLICKAS	D KULKARNI		1	0.0	937.9	937.9	55.83		231
13	FORTESQUE	STEINS		1	0.0	937.4	937.4	55.80		216
14	A LAWRENCE	T LAWRENCE		1	0.0	928.3	928.3	55.26		200
15	L R DEMPSTER	L BURTON		1	0.0	917.6	917.6	54.62		185
16=	S NOEL	J FITZGIBBON		1	0.0	912.7	912.7	54.33		162
16=	L MILDON	S READE		1	0.0	912.7	912.7	54.33		162
18	W J DURDEN	N MACMILLAN		1	0.0	910.1	910.1	54.17		139
19	K W SOWERBUTTS	R OLDROYD		1	0.0	903.1	903.1	53.76		124
20	H BIRCH	G HIND		1	0.0	903.0	903.0	53.75		108
21	N SUTTON	B CALLAGHAN		1	0.0	902.8	902.8	53.74		93
22=	T G TOWNSEND	F HINDEN		1	0.0	901.6	901.6	53.67		70
22=	D NICHOLLS	E TURNER		1	0.0	901.6	901.6	53.67		70
24	S NICHOLSON	S WILKINS		1	0.0	894.9	894.9	53.27		47
25	C J PLATT	MRS A M PLATT		1	0.0	892.9	892.9	53.15		31
26	A GOWER	B PINTO		1	0.0	888.8	888.8	52.90		24
27	S BYRNE	C POTTER		1	0.0	874.4	874.4	52.05		
28	D PALMER	M J ELLIOTT		1	0.0	872.9	872.9	51.96		
29	S MUNDAY	D MUNDAY		1	0.0	872.2	872.2	51.92		
30	D NEWTON	J NEWTON		1	0.0	871.3	871.3	51.86		
31	D R HARRIS	B BROOMAN		1	0.0	870.9	870.9	51.84		
32	M LUCY	M WILLIS		1	0.0	870.2	870.2	51.80		
33	G W ARNOTT	MRS J ARNOTT		1	0.0	868.4	868.4	51.69		
34	J HINDEN	J ALLERTON		1	0.0	867.3	867.3	51.63		
35	S FOSTER	D KIME		1	0.0	863.9	863.9	51.42		
36	F DEWHURST	L BAKER		1	0.0	861.8	861.8	51.30		
37	C PIERCE	R SMITH		1	0.0	858.1	858.1	51.08		
38	C R STOPS	M LEE		1	0.0	857.9	857.9	51.07		
39	A HYDES	M TELTSCHER		1	0.0	853.8	853.8	50.82		
40	A CATCHPOLE	N FRAKE		1	0.0	849.3	849.3	50.55		
41	R GREEN	L DAGNALL		1	0.0	844.7	844.7	50.28		
42	C SMALL	J HACKETT		1	0.0	844.1	844.1	50.24		
43	W J STARR	M D JAMES		1	0.0	842.3	842.3	50.14		
44	P HAND	MRS J L HAND		1	0.0	831.2	831.2	49.48		
45	R LALLAH	A GABRIEL		1	0.0	828.4	828.4	49.31		
46	R S LENK	I MACGREGOR		1	0.0	824.7	824.7	49.09		
47	S JORGENSEN	B JORGENSEN		1	0.0	824.3	824.3	49.07		
48	DR B MEDD	MRS V LANE		1	0.0	814.9	814.9	48.51		
49	C H EDWARDS	MRS F M EDWARDS		1	0.0	813.6	813.6	48.43		
50	S FJORTOFT	J FJORTOFT		1	0.0	813.3	813.3	48.41		
51	H VICKERS	K BROWN		1	0.0	812.4	812.4	48.36		
52	A WHITE	W LOWE		1	0.0	810.3	810.3	48.23		

Prizes

53	K HOWELL	MRS J HOWELL	1	0.0	809.1	809.1	48.16
54	R MCKINLEY	P DUNN	1	0.0	806.1	806.1	47.98
55	E F GOODACRE	MRS B E M GOODACRE	1	0.0	797.9	797.9	47.49
56	J BAIRD	E LAWRIE	1	0.0	795.3	795.3	47.34
57	K SABINE	K MERCHAND	1	0.0	793.9	793.9	47.26
58	Z COVRIGARU	D COLTMAN	1	0.0	789.8	789.8	47.01
59	P MOSS	I MUNDY	1	0.0	783.3	783.3	46.63
60	MISS C ASHMENT	W A SHERMAN	1	0.0	780.4	780.4	46.45
61	R L POULTER	T J BRADLEY	1	0.0	779.7	779.7	46.41
62	K BATTING	E MAURICE	1	0.0	778.7	778.7	46.35
63	S ROBSON	J YUILL	1	0.0	765.9	765.9	45.59
64	V PETTY	M CORNES	1	0.0	752.1	752.1	44.77
65	M BINGHAM	P FEGARTY	1	0.0	746.2	746.2	44.42
66	C HERBERT	B HERBERT	1	0.0	743.7	743.7	44.27
67	M COLLINS	R JAMES	1	0.0	742.4	742.4	44.19
68	D TOFT	B BASTIN	1	0.0	741.3	741.3	44.13
69	D JENSEN	J JENSEN	1	0.0	731.6	731.6	43.55
70	B KEARLE	MRS R KEARLE	1	0.0	713.6	713.6	42.48
71	H E MITCHELL	MRS E MITCHELL	1	0.0	702.6	702.6	41.82
72	MRS S A CAVES	A J CAVES	1	0.0	698.9	698.9	41.60
73	N COLDWELL	A MACGREGOR	1	0.0	689.2	689.2	41.02
74	MISS P E MERRIMAN	F L MONEY	1	0.0	687.7	687.7	40.93
75	B CARR	P CLINCH	1	0.0	661.5	661.5	39.38
76	P HUGHES	B HUGHES	1	0.0	655.4	655.4	39.01
77	K SHILLAM	A SHILLAM	1	0.0	620.0	620.0	36.90
78	DR H KEITH	C THICK	1	0.0	590.9	590.9	35.17



BT CHARGE CARD SUMMER MEETING


FOUR STARS FINALS

'A' DIVISION


Posn.	VPS		M.P.s
1st	89	J. Dhondy, I. Pagan, N. Rosen, P. King	3.5 + 16
2nd=	84	J. Frosztega, I. Lancaster, T. Wills, G. Allan	3.0 + 13
2nd=	84	A. Waterlow, T. Ward, B. Senior, A. Woo	3.25 + 13
4th	82	G. S. Fan, K. J. Pan, S. Y. He, H. Guo	3.25 + 9
5th	75	K. Preddy, J. Casey, H. Dhondy, S. Anoyrkatis	3.25 + 8
6th	59	P. Spencer, M. Chawner, P. Franklin, A. Mayo	3.0 + 7
7th	50	B. Callaghan, N. v.d. Gaast, C. Duckworth, A. Wesseling	2.75 + 6
8th	37	C. Samuels, A. Jones, P. Austwick, Mrs. V. Austwick	2.25 + 5

'B' DIVISION

1st	104	G. Liggins, A. Dyson, S. Lodge, P. Crouch	3.0 + 10
2nd	93	Mrs. P. Pottage, J. Pottage, L. Young, D. Tan	3.5 + 8
3rd	78	M. Sudjic, I. Panto, N. Selway, U. Durmus	2.75 + 7
4th	76	M. Hill-Jones, M. Pownall, F. Kurbalija, P. Goodman	2.5 + 6
5th	64	G. Endicott, J. Williams, B. Claridge, D. Green	2.75 + 5
6th	61	G. Wolfarth, P. Briggs, C. Elliott, J. Forro	3.0 + 4.5
7th	50	P. Glanville, D. Maggs, J. Williams, D. Baker	2.5 + 4
8th	34	Dr. V. Endean, Mrs. P. Barton, Miss M. McCabe, Dr. D. Curran	1.75 + 3.5



RANKING LIST - OVERALL SESSION 4



BRIGHTON SWISS TEAMS

26-28th AUGUST 1994

AVERAGE = 140

POSN	NAME	NAME	TEAM NUM	ADJ	CUM SCORE	CUM %	MASTER GREEN	POINTS LOCAL
1	S J RAY, G E RAY, G M FOSTER, R WINTER		102	0.0	189.0	67.50	875	
2	R A DAVIES, W NICCOL, A D STEPHENSON, S J MATTHEWS		80	0.0	185.0	66.07	750	
3	A NELSON, K NELSON, E LIGHTHILL, M MORLEY		11	0.0	183.0	65.36	700	
4	ZHANG YALAN, GU LING, LIU YI QIAN, WANG LI PING		L 138	0.0	182.0	65.00	725	
5=	J D BAKER, J P AUCHTERLONIE, S M PRESTON, D F HUGGETT		62	0.0	181.0	64.64	675	
5=	G TREDINNICK, S TREDINNICK, J YOUNG, D MATHEWS		167	0.0	181.0	64.64	650	
7	A J MACNAIR, T REES, A KAY, G HORSLEY		123	0.0	180.0	64.29	600	
8	K W SOWERBUTTS, MRS M OLDROYD, MRS E M REESE, Ms S TESHOME		291	0.0	179.0	63.93	550	
9	M ASH, R FERRARI, W J HOLLAND, M BRUNNER		250	0.0	175.0	62.50	550	
10=	W TOWNSEND, A HUMPHRIES, M ROBINSON, M HUMPHREY		149	0.0	173.0	61.79	525	
10=	WANG XIAO JING, FU ZHONG, CHEN RONG CHANG, SHAO ZI JIAN		100	0.0	173.0	61.79	525	
12=	A M G THOMPSON, A D CLARK, S W BURTON, D A CARLISLE		146	0.0	172.0	61.43	425	
12=	W WHITTAKER, M SMITH, O SEGAL, J COX		132	0.0	172.0	61.43	450	
12=	M B BROWN, N M EATON, M J BRATLEY, P D CROSWELL		113	0.0	172.0	61.43	425	
12=	J LAWSON, M HARRIS, B MOORE, I ANDREWS		87	0.0	172.0	61.43	400	
12=	P HACKETT, B CORNELIUS, B HIRST, J HASSETT		221	0.0	172.0	61.43	425	
17=	F HINDEN, P WOOD, J ALLERTON, T TOWNSEND		194	0.0	171.0	61.07	350	
17=	M DENNISON, C SMITH, J SUTCLIFFE, A MOORE		33	0.0	171.0	61.07	400	
19=	D GRITT, MRS M GRITT, D FRANKLIN, R REEVE		43	0.0	170.0	60.71	400	
19=	J A SMITH, R D ALEXANDER, MRS H J HOBSON, R GARTHWAITE		114	0.0	170.0	60.71	375	
21=	A WILSON, T PIKE, R WESTWATER, P DONOVAN		18	0.0	169.0	60.36	350	
21=	E MCGOWAN, S PENFOLD, A ROSEN, V CURRAN		L 252	0.0	169.0	60.36	350	
21=	C C KING, A CONWAY, K BUSH, M LEVINE		168	0.0	169.0	60.36	350	
24=	P N LEE, MRS M LEE, R ALEXANDER, C ALEXANDER		173	0.0	168.0	60.00	375	
24=	J HACKETT, I MONACHAN, T SOWTER, D DAVIES, J HACKETT		72	0.0	168.0	60.00	375	
26	D A L BURN, J J FAWCETT, D PRICE, P CZERNIEWSKI		22	0.0	167.0	59.64	350	
27=	L ANDERSON, R JAMES, R EATON, N LANDAU		1	0.0	166.0	59.29	350	
27=	J J HUNT, H ASHAR, MRS G KING, R KING		65	0.0	166.0	59.29	350	
27=	G DAVIS, M AVEYARD, P DAVIES, S E EVANS		70	0.0	166.0	59.29	375	
30=	C WILSON, MRS D AVIS, D M POOL, MRS P POOL		205	0.0	165.0	58.93	400	
30=	R BAMBER, MRS C J BRADLEY, G D WALKER, D L WHEELER		186	0.0	165.0	58.93	400	
32=	M CORNES, V PETTY, A LUCAS, G FOSTER		85	0.0	164.0	58.57	350	
32=	R BAXTER, MISS J TREWIN, M THEELKE, J GRIFFITHS		19	0.0	164.0	58.57	350	
32=	H DANDO, T J SQUIBB, S HARRISON, T TOWERS		204	0.0	164.0	58.57	325	
32=	J FOSTER, P HARDEN, D J HARRISON, A JOHANNSSON		163	0.0	164.0	58.57	350	
36=	M L COWLING, J L PEPIN, J P DAKIN, J R SHERGOLD		189	0.0	163.0	58.21	350	
36=	A V FONTES, MRS J A FONTES, MRS V KENYON, M R KENYON		45	0.0	163.0	58.21	325	
38=	D W CLIFTON, J B P H MITCHELL, A J SOUTHWELL, M W HOSKINS		271	0.0	162.0	57.86	300	
38=	A GREEN, K NICHOLL, A EAMES, J SUTCLIFFE		20	0.0	162.0	57.86	350	
38=	J G HARRISON, G N HILL, A D BROWN, D C TAYLOR		176	0.0	162.0	57.86	325	
38=	MRS P A MCBAIN, M J MCBAIN, T R LLOYD-WILLIAMS, A D PRICE		268	0.0	162.0	57.86	325	
38=	M SCOLTOCK, N CRAWFORD, J SILVERSTONE, J WILMOTT		184	0.0	162.0	57.86	325	
43=	Dr B CANTELLO, Dr J BOCHSLER, MRS A MCCREARY, M GRIMSTON		127	0.0	161.0	57.50	350	
43=	A GORDON, R JACKSON, J CUTHBERT, R G MOORE		52	0.0	161.0	57.50	250	
45	D C LINTOTT, A W LINTOTT, J SLATER, A THOMSON		238	0.0	160.0	57.14	325	
46=	MISS M KEPPLER, M ROSE, I FAY, S ALLEN		83	0.0	159.0	56.79	400	
46=	M J ELLIOTT, M G LEE, D WALKER, Dr D PALMER		292	0.0	159.0	56.79	325	
46=	R SCHOFIELD, A LITCHFIELD, L HOSKINS, J TOFT		178	0.0	159.0	56.79	300	
46=	P MERRIMAN, F MONEY, C BAMBERGER, R GREEN		120	0.0	159.0	56.79	325	
46=	N FRAKE, P FEGARTY, M BINGHAM, A CATCHPOLE		164	0.0	159.0	56.79	325	
51	B FOLEY, G FOLEY, J ISAACS, F WHARTON		230	0.0	158.0	56.43	275	
52=	P LANGSTON, M LAVELLE, J R MANNING, E D MANNING		171	0.0	157.0	56.07	300	

52= R WILLIAMS, S KAYNE, M CANTOR, R SILCOCK	.	152	0.0	157.0	56.07	275
52= MRS M LAWRENCE, C NORTH, R, W WILLIAMS, MRS P WILLIAMS	.	251	0.0	157.0	56.07	325
55= MRS C ORAM, D C ORAM, P BIAS, MRS J KEEFE	.	258	0.0	156.0	55.71	325
55= D F EDDLESTON, D COCK, M ROBINSON, R IRWIN	.	42	0.0	156.0	55.71	300
55= J V DAPRE, A SURI, L BUZZI, A BUZZI	.	79	0.0	156.0	55.71	300
55= MRS C VINE, MRS M NATHAN, MRS S OBRART, MISS J EDWARDS	.L	105	0.0	156.0	55.71	325
55= J P HAYTON, K C HAYTON, P G MASON, J M MASON	.	39	0.0	156.0	55.71	350
60= P S GIPSON, A F GIPSON, M W O'NEILL, D C OWEN	.	4	0.0	155.0	55.36	275
60= C P TRAYMAN, MRS R TRAYMAN, B McPAUL, MRS M ROBERTSON	.	174	0.0	155.0	55.36	300
60= P GIBBONS, C SMALL, M GARVEY, G OSBORNE	.	129	0.0	155.0	55.36	300
60= B J KEABLE, MRS R KEABLE, B STAIRS, MRS M STAIRS	.	58	0.0	155.0	55.36	300
60= B SILVERSTONE, M FOX, A GALLOP, MRS B PINTO	.	192	0.0	155.0	55.36	300
60= D FLETCHER, Dr T B CRUDDIS, R PIKE, D WAXMAN	.	47	0.0	155.0	55.36	325
60= R SAMANI, V K MOHINDRA, S SOMANI, B BOWMAN	.	91	0.0	155.0	55.36	325
67= B THURL, B DAVIES, B GOALBY, V GASKELL	.	64	0.0	154.0	55.00	275
67= MRS C LOVETT, A KITCHIN, MRS L FLEET, D COOPER	.	179	0.0	154.0	55.00	275
67= N SCOTT, MRS L SCOTT, G EISENSTEIN, R TRESASERN	.	84	0.0	154.0	55.00	275
67= Dr G K SHAW, MRS R SHAW, MRS M WOODHOUSE, R A BRUTY	.	2	0.0	154.0	55.00	250
67= MS M SHELTON, J T BEAMISS-BLAND, L M FIFIELD, K W SHILLAM	.	133	0.0	154.0	55.00	300
67= MRS J M THOMAS, B PALMER, MS B McELROY, MRS C MAUNDER	.	6	0.0	154.0	55.00	300
67= D JENSEN, MRS J JENSEN, MRS M LUCY, MS A CHERRY	.	210	0.0	154.0	55.00	300
67= J A TERRETT, MRS A HUMPHRIES, T A McDERMOTT, W T OKE	.	228	0.0	154.0	55.00	275
67= I McWHINNEY, D SHARP, D McFARLANE, R BLACKMORE	.	121	0.0	154.0	55.00	300
67= R PRITCHARD, K W WILLIAMS, MRS A CLARKE, MRS H ACKROYD	.	169	0.0	154.0	55.00	300
77= MRS A SWANNELL, A SPROSTON, MRS E MAXWELL, MRS V ALLINSON	.	98	0.0	153.0	54.64	275
77= D N MITCHELL, MRS A MITCHELL, D KINGSLEY, MRS A KINGSLEY	.	202	0.0	153.0	54.64	250
79= J M CARTER, MRS H V CARTER, B L MARKS, R C FRANCE	.	140	0.0	152.0	54.29	300
79= R A COLLARD, M J HEARSEY, D S HOPE, S J DARKE	.	76	0.0	152.0	54.29	300
79= R DEMPSTER, L BURTON, M PRYOR, T EASTGATE	.	53	0.0	152.0	54.29	225
79= J HEMINGTON, L FOREMAN, G FOREMAN, J AMOR	.	278	0.0	152.0	54.29	250
83= D J SMERDON, D MAAER, M VAIL, R ROBINSON	.	153	0.0	151.0	53.93	225
83= P ROWLANDS, LADY E TELFORD, MRS J HAIR, MRS L QUINN	.	200	0.0	151.0	53.93	300
85= A H RUFF, B C CRITTENDEN, S I ROMAINE, A DUTTON	.S	165	0.0	150.0	53.57	250
85= MRS S P MILLS, MRS M V THRUSTON, MRS S CARDWELL, MRS R PETTIPIERE	.L	269	0.0	150.0	53.57	275
87= M DENNY, MRS B GARRINI, J ROWBOTHAM, D BROGAN	.	195	0.0	149.0	53.21	250
87= P COZENS, MRS C Z COZENS, MRS P SPRATT, D CARTER	.S	75	0.0	149.0	53.21	225
87= W S MACMILLAN, MRS N MACMILLAN, MRS M V HORLOCK, W J DURDEN	.	81	0.0	149.0	53.21	275
87= MRS B W BENTLEY, P B BENTLEY, D BLACKNELL, MRS G BLACKNELL	.	137	0.0	149.0	53.21	200
87= C FELLOWS, MRS R FELLOWS, R BERENS, MISS A ROBERTS	.	215	0.0	149.0	53.21	250
92= MRS J BALDOCK, MRS F REES, J BOND, G LUCY	.	197	0.0	148.0	52.86	225
92= S MOHANDES, G PURDY, A PURDY, A BOWLES	.	30	0.0	148.0	52.86	225
92= P FULLER, K BONIFACE, MRS P FLINT, D FLINT	.	256	0.0	148.0	52.86	250
95= MS M BYRON, MRS P LOADER, J JONES, M NURMOHAMED	.	55	0.0	147.0	52.50	250
95= S LANDY, M CURTIS, SUN MING, WANG HONGLI	.L	41	0.0	147.0	52.50	275
95= M H FLETCHER, M J LADBROOK, M J TAN, I G FOGG	.	122	0.0	147.0	52.50	250
95= R G HARRIS, S A NELSON, N J DOE, T D STANLEY-CLAMP	.	209	0.0	147.0	52.50	250
95= S RITTER, K MANLEY, M COPLEY, MRS K COPLEY	.	198	0.0	147.0	52.50	225
95= S JORGENSEN, MRS B JORGENSEN, J OHMEYER, M OHMEYER	.N	23	0.0	147.0	52.50	250
101= P GEE, MISS S COHEN, A LUM, A HOAR	.N	96	0.0	146.0	52.14	175
101= V BLY, H MILES, H GOREING, A BEELEY	.	116	0.0	146.0	52.14	200
101= R J BANBURY, D A KIME, MS B KEPPLER, H ANOYRKATIS	.	115	0.0	146.0	52.14	200
101= MRS C M KELLY, MRS S DAVIES, M STEAD, G KENYON	.	32	0.0	146.0	52.14	175
105= Dr A W S WILLIAMS, MRS D WILLIAMS, MRS J SKELTON, C SKELTON	.	48	0.0	145.0	51.79	175
105= J TIMBERLAKE, MRS S TIMBERLAKE, MRS H FARMER, MRS A GRZESIAK	.	119	0.0	145.0	51.79	175
105= C P KING-FARLOW, J AMOS, B LESLIE, R VASS	.	24	0.0	145.0	51.79	175
105= G BOWLEY, M MENDLESON, MRS P PORTCH, MRS D WELLS	.N	255	0.0	145.0	51.79	225
105= J MURREL, A M DALTON, C BAINHAM, E LUCIONI	.	95	0.0	145.0	51.79	200
105= S L ROBSON, J F YUILL, S BYRNE, C POTTER	.	36	0.0	145.0	51.79	175
111= P HAND, MRS J HAND, G ELLIS, MRS A ELLIS	.	128	0.0	144.0	51.43	175
111= G CANNON, C WENTWORTH, D HERBERT, J HERBERT	.	242	0.0	144.0	51.43	175
111= P SAUNDERS, MRS J PHILLIPS, E SCERRI, MRS N SCERRI	.	159	0.0	144.0	51.43	150
111= A THOMAS, A G PIERCE, A RATCLIFFE, P JOURDAIN	.	112	0.0	144.0	51.43	200
111= G PEEL, MRS J PEEL, S SATHER, MRS G SATHER	.	170	0.0	144.0	51.43	200
111= G C H FOX, MRS G C H FOX, MRS N PETERSON, J WELLS	.S	257	0.0	144.0	51.43	175
111= R COOMBS, MRS P WHITE, MRS C BELL, MRS M WILLFORD	.	229	0.0	144.0	51.43	175
118= L WERNICK, MRS F WERNICK, MRS J HOOTMAN, B HOOTMAN	.	12	0.0	143.0	51.07	200

118=	W FITZGIBBON, C SEAR, A EWER, D O'SULLIVAN	.	289	0.0	143.0	51.07	150
118=	D HORNBY, J FLOWERDEW, E WYMER, A TAYLOR	.	207	0.0	143.0	51.07	175
118=	D J IVENS, MRS V IVENS, J FJORTOFT, S FJORTOFT	.	3	0.0	143.0	51.07	225
118=	S LEE, G CHADHA, Y MANTLE, J DEAN	.	29	0.0	143.0	51.07	175
123=	S BURN, G SALT, J BACON, P CASSELLE	.	60	0.0	142.0	50.71	150
123=	J STARKINGS, MRS M STARKINGS, D M STARKINGS, R CUDBY	.	63	0.0	142.0	50.71	150
123=	MRS J PINK, MRS R CHURCHILL, B SKIMING, R SKELTON	.	67	0.0	142.0	50.71	150
123=	J GREEN, J ANDERSON, M LIGHTHILL, M HUNTINGFORD	.	151	0.0	142.0	50.71	200
123=	S READE, L MILDON, T FOX, M HOMER	.	82	0.0	142.0	50.71	200
123=	L LEIGHTON, M LEIGHTON, MRS B BINGHAM, G HOCKING	.	206	0.0	142.0	50.71	150
123=	E MARTIN, T REDDY, MS C PIERCE, Dr C A HIRST	.	8	0.0	142.0	50.71	150
130=	D MULLER, J S BENTLEY, P L LINDON, D D LINDON	.	222	0.0	141.0	50.36	175
130=	P SCOTTING, J SCOTTING, S LALLY, M WATSON	.	214	0.0	141.0	50.36	175
130=	C KEMPTON, J TINSON, D READING, C CUNDY	.	284	0.0	141.0	50.36	175
130=	R ALLAN, T BERRYMAN, K WILSON, P McLEOD	.	193	0.0	141.0	50.36	150
130=	F VAN DER MOLEN, R T O'BRIEN, L W J T VAN ACHT, MRS E W M J VAN PIERE	.	57	0.0	141.0	50.36	200
130=	P SUTCLIFFE, J GOBERT, C CHAMBERS, P BARDEN	.	244	0.0	141.0	50.36	175
130=	C ASHMENT, W A SHERMAN, T BRADLEY, R POULTER	.	10	0.0	141.0	50.36	175
130=	D CARLTON, T MARTIN, W SHERWIN, W ROBERTS	.	281	0.0	141.0	50.36	150
138=	C ROCHELLE, MRS V HAMILTON, D JENKINS, MRS E JENKINS	.	180	0.0	140.0	50.00	175
138=	H J FOXCROFT, MRS E M FOXCROFT, D C HAYMAN, MRS M HAYMAN	.	249	0.0	140.0	50.00	200
138=	R MacFARLANE, MRS M MacFARLANE, MS M MOUNTJOY, E F SCHON	.S	166	0.0	140.0	50.00	225
141=	U M HEGDE, A J MEHTA, Dr A ZAMAN, MRS R CHOKSI	.	13	0.0	139.0	49.64	125
141=	G PREECE, D J WILLIAMS, S GORE, P R THORNTON	.	185	0.0	139.0	49.64	200
141=	MRS M DASH, A BALLHAM, G DAVIES, D DOWNS	.	17	0.0	139.0	49.64	175
144=	A J CAVES, MRS S A CAVES, MRS A GILLING, D GILLING	.	130	0.0	138.0	49.29	175
144=	MRS E LAWRIE, J BAIRD, MRS J ARNOTT, G ARNOTT	.	5	0.0	138.0	49.29	175
144=	R A CLIFFE, N Y L SMITH, A WHITE, W LOWE	.	92	0.0	138.0	49.29	150
144=	J LAURENT, MRS S SUTTON, MRS B FOGG, G FOGG	.	220	0.0	138.0	49.29	200
144=	MRS A DREW, MRS M WHITE, P MEADE, R HARVEY	.L	279	0.0	138.0	49.29	150
144=	P HALL, G KENDALL, H VICKERS, K BROWN	.	274	0.0	138.0	49.29	200
150=	MRS E M WHITEHORN, C WRIGHT, MRS M MANN, MRS G JAMES, MRS V GARDINER	.	118	0.0	137.0	48.93	150
150=	B TELTSCHER, P HYDES, A HYDES, M TELTSCHER	.	108	0.0	137.0	48.93	175
152=	W H JEFFERY, MRS M V JEFFERY, P H CARTER, MRS P A CARTER	.S	77	0.0	136.0	48.57	125
152=	G HUTCHINSON, B OLINER, A B GOWER, J COOKE	.	150	0.0	136.0	48.57	175
152=	D WILSON, E H NUNN, K J BALKWILL, D N COLLEY	.	145	0.0	136.0	48.57	175
155=	A BROWN, MRS D O BROWN, P DAVISON, MRS D C DAVISON	.	213	0.0	135.0	48.21	175
155=	MRS C A DRAPER, I M DRAPER, D MOIR, A LUCKHURST	.	246	0.0	135.0	48.21	175
155=	N TARN, MRS G TARN, E GERGEL, MRS E GERGEL	.	73	0.0	135.0	48.21	225
155=	C J CHEEK, W R CURTIS, MRS B MACDONAGH, MRS O DAWSON	.S	280	0.0	135.0	48.21	175
159=	E CROWHURST, MRS P DOWDESWELL, D MOSSOP, C KINLOCH	.	125	0.0	134.0	47.86	175
159=	B COWLES, MRS M COWLES, J VERMEER, R HOSKING	.	106	0.0	134.0	47.86	200
159=	P GREEN, T K BUTLAND, J R DUNLOP, A G PARKES	.	245	0.0	134.0	47.86	200
159=	D REES, A TEVERSHAM, V HURST, C PATTISON	.	161	0.0	134.0	47.86	175
159=	R TATTERSFIELD, MRS J TATTERSFIELD, G DAY, MRS J DAY	.	203	0.0	134.0	47.86	150
159=	M YOWART, E KAHN, A LEVY, I VARDY	.N	181	0.0	134.0	47.86	175
159=	S GRAY, S GRAY, K HAINES, P HAINES	.	237	0.0	134.0	47.86	175
159=	W R BOSWELL, MRS B BOSWELL, MRS E EBSWORTH-SMITH, MRS R CONCANON	.	187	0.0	134.0	47.86	200
167=	S MUNDAY, D MUNDAY, I MUNDY, D NICHOLLS	.	40	0.0	133.0	47.50	150
167=	MS F POLLITT, D MESSER, MRS M DAWSON, MS M BUDD	.	31	0.0	133.0	47.50	150
167=	R HEATH, MRS L HEATH, J E REDMEN, MRS J E REDMEN	.	224	0.0	133.0	47.50	175
170=	E F GOODACRE, MRS B E M GOODACRE, P D HUGHES, MRS B HUGHES	.	262	0.0	132.0	47.14	175
170=	B SHERMAN, MRS R SHERMAN, MRS A BLACKMAN, MRS S WRIGLEY	.	182	0.0	132.0	47.14	175
170=	H MAIDMENT, J MOORE, L SOLOMON, W SOLOMON	.	273	0.0	132.0	47.14	150
170=	D SEDLICKAS, D KULKARNI, C ROWLAND, S RUSSELL	.N	44	0.0	132.0	47.14	175
170=	MRS P ASHFORD, MRS S GIBBON, MRS K GAYLOR, MRS B BARTHOLOMEW	.	156	0.0	132.0	47.14	175
175=	M J KURIGER, R G JONES, S ADAMSON, MRS N ADAMSON	.	34	0.0	130.0	46.43	125
175=	B R CRACK, MRS P A CRACK, MRS C SCHOFIELD, M SCHOFIELD	.	21	0.0	130.0	46.43	150
175=	A J BROWN, MRS C A BROWN, R E SEAMAN, A E BUNCE	.	223	0.0	130.0	46.43	225
175=	S CRABTREE, T GIESS, D CURTIS, D CAIRNS	.	101	0.0	130.0	46.43	150
175=	R CHAMPNESS, A RICHARDSON, MRS I GREIG, W GREENHOW	.	270	0.0	130.0	46.43	175
180=	S J STRACHAN, MRS E ELDERKIN, MRS J BLATCHFORD, MRS U E TURPIN	.	143	0.0	129.0	46.07	125
180=	B BROOMAN, D HARRIS, S FENTON, T MATHEWS	.	135	0.0	129.0	46.07	175
182=	J MAYHEW, B MALINOWSKA, M ALLNUTT, D MARRIOTT	.L	158	0.0	128.0	45.71	125
182=	Z COVRIGARU, C PARSONS, L DEAN, MRS D DEAN	.	136	0.0	128.0	45.71	150
182=	K JOHNS, S RANKIN, G HALL, B COOK	.L	148	0.0	128.0	45.71	150



185=	MRS R READ, P CONISBEE, NEEDLEMAN, MRS R NEEDLEMAN	.S	217	0.0	127.0	45.36	175
185=	Dr D NEWTON, MRS J I NE, C JAGO, MRS J HINDEN	.	199	0.0	127.0	45.36	150
185=	S P CORDERY, A A CORDER, P FAIRHURST, J FAIRHURST	.	261	0.0	127.0	45.36	175
185=	T THROWER, MRS K MATHEWS, E PRINCE, K FARQUHAR	.	162	0.0	127.0	45.36	125
189=	A KLARSKOV, G ROWLING, M WILLIS, V MAYHEW	.	86	0.0	126.0	45.00	175
189=	E J PHILLIPS, MS M MARTIN, MRS P COX, MRS M GRIFFIN	.	59	0.0	126.0	45.00	175
189=	R SMALL, MRS M SMALL, MRS J CORFIELD, B FRANKLIN	.	27	0.0	126.0	45.00	125
189=	S HUSBAND, L LAMONT, N SUTTON, J HERTERICH	.	26	0.0	126.0	45.00	175
189=	MRS C COOPER, P H GURMAN, A R TROWELL, G RUSSELL	.	51	0.0	126.0	45.00	125
194	MRS A CLARK, T V CLARK, M HOLCOMBE, MRS J HOLCOMBE	.	111	0.0	125.0	44.64	150
195=	B GARDNER, L SEDAR, B EVANS, S COLEY	.	66	0.0	124.0	44.29	150
195=	P D SCOTT, MRS A BLACKMORE, J E STAMFORD, B D EMMETT	.	263	0.0	124.0	44.29	150
195=	K SEABOLD, W P ROBINSON, J NICHOLLS, E GREEN	.	74	0.0	124.0	44.29	175
195=	A S HOWELL, MRS J WHITEHOUSE, MRS M RUDD, MRS B BARTLEY	.	89	0.0	124.0	44.29	150
195=	R BUDDERY, D ASH, N OSMES, A HUDSON	.	90	0.0	124.0	44.29	150
195=	M RAINBIRD, P AVRIL, P ROGERS, L HERITAGE	.	38	0.0	124.0	44.29	175
195=	R VAJDA, W UPCOTT-GILL, MRS J N DAVIES, MRS E UPCOTT-GILL	.S	240	0.0	124.0	44.29	175
195=	R S LENK, I MACGREGOR, MRS J SHILLINGLAW, MRS K McATEER	.	276	0.0	124.0	44.29	125
203=	D BARNES, J BARNES, S JOHNSTON, R CAPEWELL	.	236	0.0	123.0	43.93	125
203=	M MAHONEY, A MONCRIEF, J BROWN, W STOCKER	.	61	0.0	123.0	43.93	125
203=	MRS J SMALLWOOD, MRS J McdANIEL, MRS E CHURCHILL, MRS K BELL	.L	275	0.0	123.0	43.93	150
203=	MRS M HATCH, MRS P SCARES, A SMITH, T O'BRIEN	.	285	0.0	123.0	43.93	150
203=	MISS J CULLEN, MRS M BRIANT, MISS R GORDON, MS H LYONS	.L	225	0.0	123.0	43.93	150
208=	MRS J WHITTY, MRS Y ABBOTT, MRS P SAVAGE, MRS G HILL	.L	287	0.0	122.0	43.57	175
208=	R ROSE, MRS A ROSE, R SHEPHERD, I MEARS	.	227	0.0	122.0	43.57	200
208=	P BATES, O SYMONS, MRS P KELLY, T KELLY	.	231	0.0	122.0	43.57	175
208=	D GALPIN, MRS J McINTOSH, R A PERHAM, MRS D M PERHAM	.	191	0.0	122.0	43.57	100
208=	MRS M DUCKETT, MRS S WALTON, MRS B BIGGIN, MRS D BISHOP	.L	239	0.0	122.0	43.57	150
213=	R LANE, A RANDALL, W T BADROCK, R BADROCK	.	134	0.0	121.0	43.21	150
213=	K HOWELL, MRS J HOWELL, MRS M MOSS, MRS M LEWSEY	.	264	0.0	121.0	43.21	125
213=	M McCORKELL, F HOLMES, S TUCKER, G JAMIESON	.N	241	0.0	121.0	43.21	150
213=	R THOMPSON, MRS S THOMPSON, MRS K BATTING, M HOCKIN	.	232	0.0	121.0	43.21	175
217=	B MARSDEN, MRS L TIGWELL, C HERBERT, MRS B HERBERT	.N	69	0.0	120.0	42.86	200
217=	H BAKER, L SEYMOUR, B DUNBAR, J IRVINE	.N	260	0.0	120.0	42.86	175
219=	G D RUDD, M HAMER, MRS J HAMER, MRS W McCORMICK	.	183	0.0	119.0	42.50	150
219=	B A L HART, R C SMITH, S A GROOME, Dr H WAYNE	.	14	0.0	119.0	42.50	125
219=	M H GRANT, MRS V J GRANT, MRS M SLEVIN, MRS A VAUGHAN	.	247	0.0	119.0	42.50	125
219=	MRS V M GUNSON, R A SUGDEN, MRS H GIBBONS, R M GIBBONS	.	234	0.0	119.0	42.50	100
219=	MRS S NICHOLSON, S WILKINS, I ROBERTSON, G CLARK	.N	154	0.0	119.0	42.50	150
224=	E MAURICE, L SNAPPER, L HOUGH, I HOUGH	.S	218	0.0	118.0	42.14	125
224=	C THICK, Dr H KEITH, MRS F GREEN, R GREEN	.N	109	0.0	118.0	42.14	125
224=	J STONE, P PENDER, W BUCKNALL, MRS B BUCKNALL	.	190	0.0	118.0	42.14	150
227=	T G R LAWRENCE, MRS A LAWRENCE, I THOMPSON, MRS D THOMPSON	.	25	0.0	117.0	41.79	100
227=	A SPENCER, D WRIGHT, J ABBOTT, MRS L BARKER	.	78	0.0	117.0	41.79	175
227=	MRS C RYALL, MRS E SPENCE, MRS P STARCK, MRS J FARNDON	.	107	0.0	117.0	41.79	125
230=	MRS O ELLSON, L CHISWELL, MRS M BIDDLE, MRS P EASTWOOD	.	272	0.0	116.0	41.43	175
230=	R MCKINLEY, B STARR, M W JONES, P DUNN	.	15	0.0	116.0	41.43	125
230=	MRS C HUNTER, R COLBORNE, MRS J SPARKES, L CUMBERS	.	104	0.0	116.0	41.43	150
233=	C J PLATT, MRS A M PLATT, MRS S G AULT, MRS J M FISHER	.S	226	0.0	115.0	41.07	150
233=	MRS K COWARD, MRS J UNDERDOWN, B UNGERSON, G VYAS	.	248	0.0	115.0	41.07	150
233=	MRS J HESKETH, MRS K PAUSEY, MRS J BIGGS, D HAGUE	.	212	0.0	115.0	41.07	150
236=	MRS B WHITE, MRS J RITCHIE, MRS D SERVANTE, MRS P SHAW	.	172	0.0	114.0	40.71	150
236=	MISS G HALL, MRS B HACKER, MRS W GEE, R J ROBERSON	.	124	0.0	114.0	40.71	100
238=	MRS M HARRIS, P W BANNETT, MISS P E HARRIS, D M HARRIS	.N	201	0.0	113.0	40.36	125
238=	G PHIPPS, MRS M STALKER, M DUNSTAN, MRS H DUNSTAN	.S	139	0.0	113.0	40.36	175
240=	R HAIR, S PRINCE, S PRICE, MRS B SATZ	.	97	0.0	112.0	40.00	125
240=	A PERSICHINI, D SBIROLI, M CHANNING PEARCE, M GANDINI	.	131	0.0	112.0	40.00	150
242=	W A SAUER, MRS P L HUNT, MRS E M CLAYDON, MRS W McINTYRE	.	254	0.0	111.0	39.64	125
242=	MRS M CAMPBELL-COOKE, MRS B TODD, MISS A CARTWRIGHT, MISS C SWANN	.SL	277	0.0	111.0	39.64	125
242=	P MASSEY, L BUTCHER, M LANGMAID, D JONES	.	175	0.0	111.0	39.64	100
242=	A BOOTHROYD, Ms A DICKSON, MISS E TURNER, R SMURTHWAITE	.	265	0.0	111.0	39.64	150
242=	C H EDWARDS, MRS F M EDWARDS, MRS B GUILLAUME, MRS J RETTER	.S	286	0.0	111.0	39.64	125
242=	MRS J WHEELER, MRS G PEARCE, MRS E ADAMS, MRS L BECKETT	.L	155	0.0	111.0	39.64	150
248=	J DOWNES, MRS A HOSKINS, M BUCKMASTER, MRS R COPLAND	.S	141	0.0	110.0	39.29	125
248=	G HAYES, C WAGHORN, V SMITH, C SNOWBALL	.S	28	0.0	110.0	39.29	125
248=	V J S WILLS, MRS B J WILLS, E SETTY, MRS M WEBB	.S	9	0.0	110.0	39.29	125

251= MRS L BALMAVE, MRS R MASSEY, MRS J BURN, MRS E SMITH	.SL	110	0.0	109.0	38.93	150
251= S A HOLMES, N A HOLMES, V J MORRISH, L MORRISH	.N	283	0.0	109.0	38.93	125
253= I HOPKINS, E WILKS, M BASER, J MCKENZIE	.	267	0.0	108.0	38.57	125
253= R COLLINGHAM, C E ENDEAN, MRS V CHANDLER, R BEST	.	282	0.0	108.0	38.57	150
253= V SMITH, J MURTAGH, B MARSH, A GLANES	.	56	0.0	108.0	38.57	75
256= S COUSINS, P STEWART, F E MEADER, M LINWOOD	.N	211	0.0	105.0	37.50	100
256= C L HESKETH, D W ENEAS, R HITT, J WARD	.	266	0.0	105.0	37.50	125
258 MRS C BLACKBURN, J CRUICKSHANK, P WHITEHURST, MISS L NOLAN	.	46	0.0	104.0	37.14	100
259 A BRERETON, MRS J WRIGHT, A ORCHARD, MRS D ORCHARD	.	49	0.0	103.0	36.79	125
260 R GITTINS, MRS G I GITTINS, O HODGSON, MRS J M HODGSON	.	253	0.0	102.0	36.43	100
261= T BAKER, P SMITH, H E MITCHELL, MRS E MITCHELL	.	54	0.0	99.0	35.36	125
261= F BODIE, MRS L PRICE, MRS P M R HOSKINS, MRS P RUMENS	.S	293	0.0	99.0	35.36	100
263= G A FORD, MRS S B FORD, MRS R R DERBY, MRS R M POW	.	71	0.0	97.0	34.64	125
263= S GRAY, MRS J COWELL, MRS W TARRANT, MRS M SAYNOR	.	259	0.0	97.0	34.64	125
265= D CHILDS, MRS G THOMSON, MRS A STARTE, R STARTE	.N	93	0.0	96.0	34.29	100
265= R A OLIVER, R BALKWILL, D RUSSELL, MRS M PEARCE	.S	103	0.0	96.0	34.29	100
267= S HALSTON, MRS S HALSTON, MRS B PITMAN, MISS J RUMBOLL, D PARK	.	188	0.0	95.0	33.93	75
267= MRS M STEVENS, MRS C HOWELL, C O'DONNELL, MRS J M CARR	.	16	0.0	95.0	33.93	100
269 K GOODMAN-SMITH, D BARNES, E LOUIS, MRS I LOUIS	.N	37	0.0	94.0	33.57	100
270= MRS J LUCY, MRS D TURTLE, MRS A COATES, MRS S BODLE	.LN	117	0.0	93.0	33.21	100
270= R GARSIDE, M GREEN, MRS C BARNARD, MISS H F VAN OS	.S	35	0.0	93.0	33.21	150
270= S FOSTER, M HOLDEN, G DACK, D COLTMAN	.	68	0.0	93.0	33.21	100
273 J L'ESTRANGE, MRS J L'ESTRANGE, H W ROGERS, MRS M ROGERS	.	144	0.0	92.0	32.86	100
274 D BASHFORD, H ARNO, H KASZUBOWSKI, R BALES	.	177	0.0	91.0	32.50	75
275 MRS B CROSS, D CROSS, MRS J SMITH, MRS D REECE	.SN	288	0.0	90.0	32.14	75
276= MRS P GADSBY, MRS F COOPER, MRS P SYMONS, C SYMONS	.	290	0.0	71.0	25.36	25
276= R W THOMAS, A MUHSEN ALFARHAN, MRS B BESWICK, L L De MARINIS	.	99	0.0	71.0	25.36	75

SWISS TEAMS ASSIGNING PROGRAM - (C)COPYRIGHT ENGLISH BRIDGE UNION 1994 - This copy for sole use of: ENGLISH BRIDGE UNION