

Information for players

Preparations

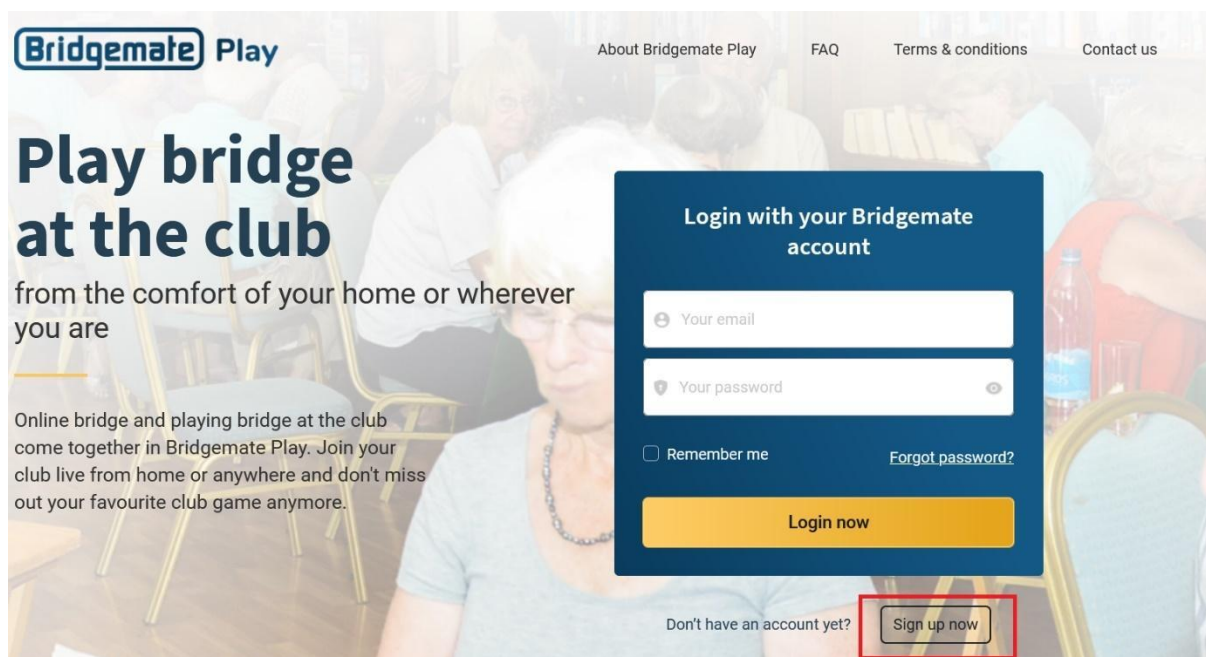
Create a Bridgemate account

To use Bridgemate Play you need a Bridgemate account. In case you use the Bridgemate App, you already have such an account. If you do not have an account yet, you can either make an account via the Bridgemate app (using your mobile device) or the Bridgemate Play website.

For more information on creating a Bridgemate account via the Bridgemate app, see:

<https://support.bridgemate.com/en/support/solutions/articles/44001826885-installing-the-bridgemate-app-and-creating-an-account>

To create a Bridgemate account via the Bridgemate Play website, go to <https://www.bridgemate.club>, and click on “Sign up Now”:



Enter your First name. Last name, Country, Email address and password. Agree with the Terms of use and Privacy Policy and click on “Create account”. You will receive an email with a link to complete your Bridgemate account creation.

Register with your club

If you already have the Bridgemate app you probably already have registered with your club. If you haven't done so or want to register with another club, you can register either via the Bridgemate app or through the Bridgemate Play website.

To register with a club using the Bridgemate App, see this web page for explanation how to do so: <https://support.bridgemate.com/en/support/solutions/articles/44001826814-registering-with-a-club>

If you want to register with your club through the Bridgemate Play website, go to <https://www.bridgemate.club>, log in with your Bridgemate account credentials and click "Clubs" on the left side. Click "Add new club membership" to add a club registration:

Clubs

My clubs


You have not registered yet with any club. Start adding a club membership first to play online in your club.

Add new club membership

Select your club, enter your membership number and click "Add membership". Your club membership is now registered. You will see something like this:

Clubs

My clubs

Club name	City	Member N°	
Bridgemate Bridge Club	Rijswijk, Netherlands	5556	

Add new club membership

Note: If your club has opted to validate all new registrations before they can be used, your registration is pending until it's validated by the club. A pending registration is recognised by an

exclamation mark. Your registration becomes active as soon as the club validates and approves your registration.

Account Photo

You can add a picture of yourself to your account (this is not required). This image is used when playing online. Click “Account” to add a photo.

Play online at your club

You can play online using your computer (Windows or Mac), iPad or Android tablet. An internet connection is required.

Go to <https://www.bridgemate.club> and log in with your Bridgemate account. You can see the upcoming events at the “Events” tab and pre-register for the event if this is required. In case pre-registration is required, you can register using the yellow “Register” Button.

Events

Today's events

There are no online events today

Upcoming events

Bridgemate Bridge Club Hybrid game	Tuesday 3 August	12:10	Registration required	Registration closes in 2 hours, 56 minutes	Register
--	----------------------------	-------	-----------------------	--	--------------------------

If pre-registration is not required, it will show “No registration” and you can enter the session’s lobby shortly before the session starts.

When the lobby opens up (usually about 30 minutes before the start of the session), a “Join event” button will appear for that session.

Events

Today's events

Bridgemate Bridge Club
Hybrid game

🕒 16:10

🔒 No registration

🕒 Event starts in
4 minutes, 11 seconds

Join event

Upcoming events

There are no upcoming online events

The Lobby

When you join a game, you will enter the 'lobby' area. This is where you choose your partner and chat with other players until the director starts the game.

The screenshot shows the lobby interface for a game titled "Thursday Pairs" on the "Bridgemate Play" platform. The interface is divided into three main sections:

- Left Panel:** Displays the game date and time: "THURSDAY 5 AUG 14:00". Below this, it says "Thursday Pairs is scheduled to start Today at 14:00 BST". A note reads: "Please ensure you have this page loaded by then in order to play. Meanwhile, please choose your partner for the game." At the bottom, a message states: "You haven't chosen your partner for this game yet".
- Middle Panel:** Titled "Players in this Game", it lists five players: Bob Ward (BW), Jinx Cat (JC), Dotty Dog (DD), Leo Fowler (LF), and Mango Cat (MC). Each player's name is followed by a "MY PARTNER" button with a plus icon.
- Right Panel:** Titled "Messages to Lobby", it currently shows "Nothing here yet". At the bottom, there is a text input field with the placeholder "Send a message to everybody in this lobby..." and a yellow send button.

Be sure to choose your partner before the game start time as only players who are in a pair will be included in the game when the directors starts.

If you select the wong partner by accident, you can remove them by clicking the trash can next to your names:

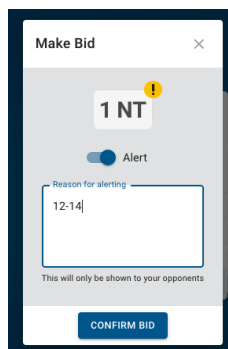
This screenshot shows a close-up of the partner selection area. At the top, a green message reads: "You are ready to play. Please ensure you remain on this page as the game starts." Below this, two player names are displayed in a row: "James Ward" and "BW Bob Ward". Each name has a small trash can icon to its right, indicating that a player can be removed from the selection.

Playing a hand

When the director starts the game, you will be taken to your first table. You can chat with the other people at the table (no private chat at the moment - coming soon).



Choose your bids and then click to confirm. This is also where you make any alert to your opponents (Bridgemate Play uses “self alerts”, which are seen by you and your opponents but not your partner).



Tools and options

The header contains information about the game, buttons to make a claim, call the director, view the results, reload the page, change to fullscreen, and adjust your settings.



Claiming

If you want to make a claim press the claim button, select how many of the remaining tricks you're claiming and provide an explanation to your opponents. If they both accept your claim, the hand ends

and you move on to the next. If either of them reject your claim, the director is called to resolve how many tricks are to be awarded.

Director

If you need the director, press to call them. The game is paused until they arrive at the table.

Results

Click to see the current rankings

Reload

If anything unexpected happens (perhaps an outage with your internet connection), press the reload button to refresh the page. This resolves most issues.

Fullscreen

Bridgemate Play is best if you give it the most screen space you can. Press the fullscreen button to use the whole of your device's screen.

Settings

There are various options available during play, although some are not available depending on the size of your screen.

Note:

- The Interface is only available in English language for now.
- If you close your browser accidentally, you reopen the browser, go to <https://www.bridgemate.club>, log in and go back to the session with the "Join Event" button. You will be where the play left off.
- All scores of the complete hybrid session will be uploaded and displayed in the Bridgemate App. The session organizer may restrict the display of scores and rankings during the session. After the session has completed, the scores and rankings are available in Bridgemate Play and in the Bridgemate app.