

## Standard EBU settings for EBUScore programs - Gordon Rainsford 5 January 2016

The screenshot shows a software window titled "Event 1: EBU New event 05/01/2016 Session 1 Section Red Swiss Pairs->VPs in Sections". The window is divided into two main sections: "Club/Event Details" and "Movement Details".

**Club/Event Details**

Country (NBO)	England
Club Name	EBU
Club Number	EBU
Contact Name	Gordon Rainsford
Contact Phone	01296 317223
Contact Email	gordon@ebu.co.uk
Web Site	www.ebu.co.uk

**Event Details**

Event Name	New event
Date of Event	05 Jan 2016
Director	Gordon Rainsford
Scorer	Robin Barker
EBU UMS Rate	99 EBU Event (EBU Staff use only)

**Movement Details**

BridgeWebs	
Club Code	
Password	

At the bottom of the window, there are several buttons: "Store as Club Defaults", "Restore Club Defaults", "Masterpoints", "Import Deal", "Set Prizes", "Cancel", and "OK".

In the "Club Event Details" screen, ensure that the Club NBO No is set as "EBU", and that the P2P rate is set as "99".

If you are scoring an event for a county, ensure you select the correct P2P rate (eg "30" or "60").

Ensure the date is correct (especially if the event was set up in advance). For events that run over more than one day, you should change the date each day BEFORE you create the Bridgemate scoring database file. If you forget, do not change it once the event is underway but instead change it at the end of the session before you upload the results, or by responding to the prompt when you upload to Pianola.

Event 1: EBU New event 05/01/2016 Session 1 Section Red Swiss Pairs->VPs in Sections

**Masterpoints** | **SP/EB Scale Details**

**EBU Masterpoints Information**

Type of Event  
Basic (or First Qualifier) ▾

Masterpoint Scale  
EB EBU GP Scale (ref SP/EB Scale Tab) ▾  
*NB Events with Match Won/Drawn Awards should be set to Quali-Final Scale*

Blue Pointed Event

Stratified Event

(Original/Override) Number of Tables (in 1st Qualifier for Pairs)  
Unused ▾

Match Win Award Increase (for Special Qual Events [AF-EF])  
Unused More than 1/2 qualified ▾

CBAI Club Factor  
▾

Store as Club Defaults | Restore Club Defaults | Cancel | OK

Select the appropriate MP Scale. Ensure you have ticked “*Stratified Event*” and “*Blue Pointed Event*” for events where they apply.

Select the right-hand “*SP/EB Scale Details*” tab above to access the screen below.

Event 1: EBU New event 05/01/2016 Session 1 Section Red Swiss Pairs->VPs in Sections

### Masterpoints

**EBU Scale GP Rank Award**

Strat Level	A	B	C	D
Top Award	8	4	2	
Lowest Award	2	1	0.5	
Percent of Field	25	25	25	

Full Tables  
48

**SP Scale GP Rank Award**

Low Place	Top	Decrement

Round Up to 0.25

**Local Rank / Match Win Awards**

MP AWARDS UPDATE	AWARD
Match Won Local Award	
Match Drawn Local Award	
Match Won Green Award	0.28
Match Drawn Green Award	0.14
Change to Green after Match	
Top Local Award	0
Lowest Local Award	0
Number of Awards	0
Deduct Green Awards	Y

New event

1	8	0
2	6.27	0
3	5.31	0
4	4.71	0
5	4.29	0
6	3.98	0
7	3.75	0
8	3.56	0
9	3.41	0
10	3.29	0
11	3.19	0
12	3.09	0
13	3	0
14	2.91	0
15	2.82	0
16	2.73	0
17	2.64	0
18	2.55	0
19	2.46	0
20	2.36	0
21	2.27	0
22	2.18	0
23	2.09	0
24	2	0

CSV File
Web Table
Web Text
Excel File
Text File

Print EBU Scale GP Rank Awards

Print County One Day GP Swiss Event Awards

Print Special Awards

Clear All Grid Entries

Fill out the tables above as appropriate, and then click one of the pink buttons to see the awards as they will be applied as in the right-hand box above.

You may need to do this more than once to get it right. If you are only awarding master points for matches won and not for ranking, you may need to enter "0" for the *Top Award* and *Lowest Award*, and "100" for the *Percent of Field*.

If you have set up the movement with "spare" tables, as is often sensible to accommodate late pairs or changing lineups, you should enter the actual number of table in the *Full Tables* box above.



Event 1: EBU New event 05/01/2016 Session 1 Section Red Swiss Pairs->VPs in Sections

Table Top Unit Database **Active** Session Section

Bridgemate c:\EBUScore\SwissPairs\Databases\Event1-Jan05-2016.bws 1 All

Results Admin Reports **Player Numbers**

Table	Number	TimeLog	Processed	Name	Updated
A 1	N		0		0
A 1	S		0		0
A 1	E		0		0
A 1	W		0		0
A 2	N		0		0
A 2	S		0		0
A 2	E		0		0
A 2	W		0		0
A 3	N		0		0
A 3	S		0		0
A 3	E		0		0
A 3	W		0		0
A 4	N		0		0
A 4	S		0		0
A 4	E		0		0
A 4	W		0		0
A 5	N		0		0
A 5	S		0		0
A 5	E		0		0
A 5	W		0		0
A 6	N		0		0
A 6	S		0		0

Name Source  
Scorer and EBU Databases

Handle both PIDs and EBU Numbers

Add Visitors to Player Database

Copy BCS Player Names Table to Scorer Database

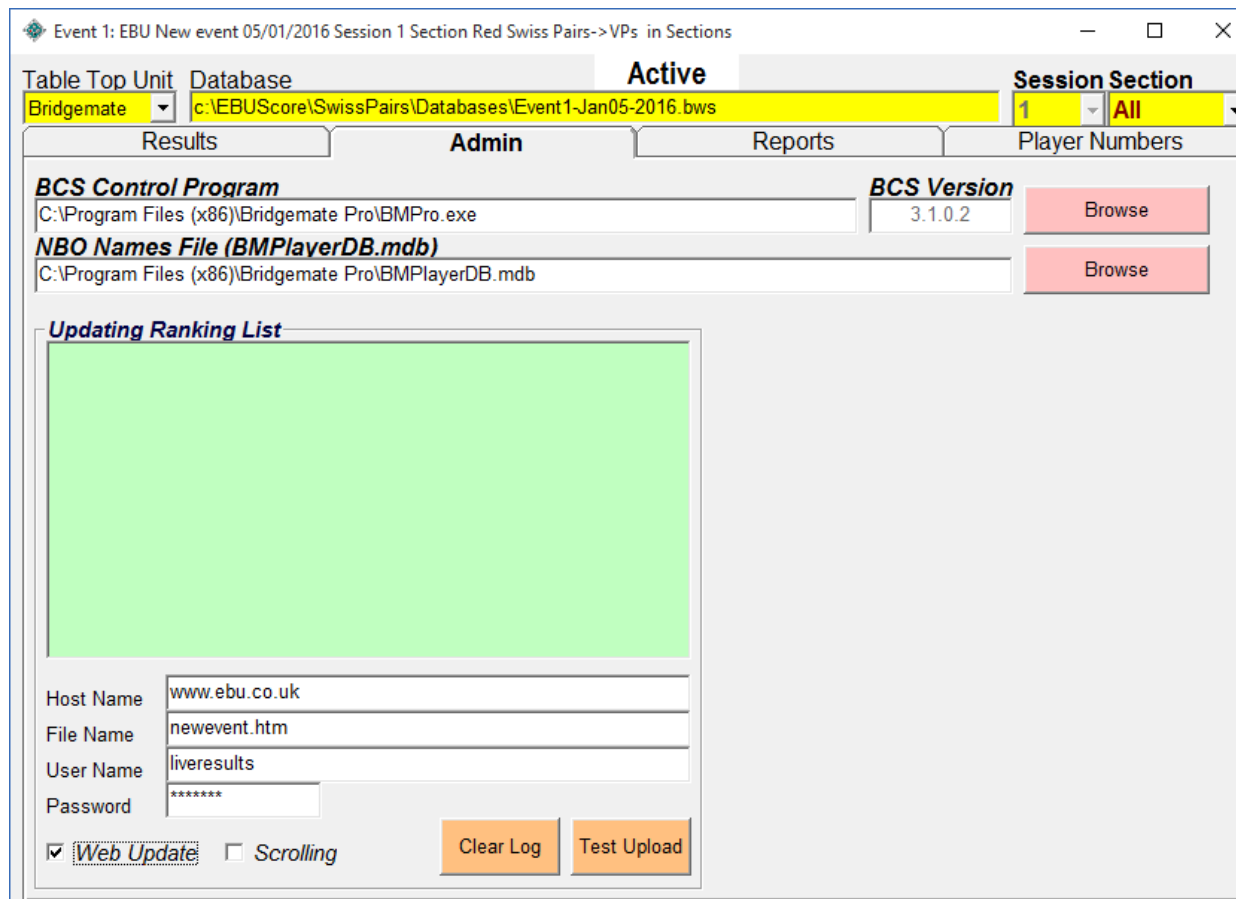
Copy EBU BCS-Database to Scorer Database

Read Player Numbers from BCS

Write Names to BCS

Return to Event Menu

In the “*Bridgemate Scoring*” page (after you have assigned and clicked “*Create Database*”), select the “*Player Numbers*” tab and ensure that “*Add Visitors to Player Database*” is ticked before you start receiving results. To “get out” of this tab, and any of the others below that are accessed from the “*Bridgemate Scoring*” page, you need to select the “*Results*” tab and then click “*Return to Event Menu*”.



In the “*Bridgemate Scoring*” page, select the “*Admin*” tab and ensure that “*BCS Control Program*” points to where your *BMPro* is stored, and that “*NBO Names File (BMPlayerDB.mdb)*” points to where the National Player Database is kept. Usually they will be in the same place, which is likely to be *C:\Program Files* for 32-bit computers, and *C:\Program Files (x86)* for 64-bit computers. However, there have been some reports of problems with updating this database when it is stored in a *Program Files* location, because of the privileges required to write to files that are stored there. If you think you might have a problem of this nature, you should try moving your *BMPlayerDB.mdb* outside of the *Program Files* folders (perhaps make a new folder to store it at *C:\Bridgemate\BMPlayerDB.mdb*) but then ensure the path and filename above match its new location.

If you want to have live results displayed on a website you will need to fill in the appropriate details for the website, tick the “*Web Update*” box and usually leave the “*Scrolling Display*” box unticked (unless you are using this as a method of displaying results in a remote part of the venue).

Player Database

**Player Database (PD)**      **Player Management**      **Player Lists**

Click column header to sort

C:\Users\gordon\Google Drive\EBUscoreMembers.dat      Entries: 6730 English Bridge Union

PID	Forename	Surname	Tag	EBUNo	CM
1	Nadia	Abisch		77047	N
2	Guy	Ableman		458249	N
3	Steve	Abley		21927	N
4	Julie	Abley		62761	N
5	Michael	Abramson		21169	N
6	Richard	Acaster		110191	N
7	Jeane	Ackermann		31516	N
8	Helen	Ackroyd		60046	N
9	Bill	Acraman		437423	N
10	Janusz	Adamowicz		455325	N
11	Janet	Adams		401522	N
12	Angela	Adams		412255	N
13	John	Adams		102753	N
14	Tracey	Adams		113875	N
15	Dennis	Adams		426659	N
16	Nicky	Adamson		86799	N
17	Stanley	Adamson		73946	N
18	Sheila	Adamson		423022	N
19	David	Adcock		73917	N
20	Robin	Adey		86712	N
21	Brian	Adlam		35271	N
22	Srimath	Agalawatte		406576	N
23	Angelos	Agathangelou		462106	N
24	Jagdish	Aggarwal		35213	N

A B C  
D E F  
G H I  
J K L  
M N O  
P Q R  
S T U  
V W X  
Y Z All

Player ID: 1  
 Club Member:   
 Tag:  
 First Name: Nadia  
 Surname: Abisch  
 EBU No: 77047  
 County:  
 House:  
 PostCode:  
 TelH:  
 TelM:  
 Email:  
 Partner:  
 Notes:  
 Handicap: 0  
 Rank: Premier National Master  
 Strat: B  
 NGR: --  
 Email Results: Only if Player

+Rank     +Notes  
 +House/Tel     +Partner  
 +Email     -NonMembers

Print Player Database

Warning: EBU Member List out of date  
Downloaded 2015-10-02

Set EBU Details    New Player    Save Player    Delete Player    Change PID  
 Download EBU Database    Change Database    Return

From the "Player Names" screen, click on the "Player Database" button and then click on "Download EBU Database" (you'll see a warning like the one above if the latest list is not loaded).

The "Members.dat" file is not in the same format as the one that was used by JS Scorers, so you need to use one of the right sort – such as the one stored on Google Drive with all our tournament members in it.

Player Database

Player Database (PD)    **Player Management**    Player Lists

**Club Grades**

Club No.

Password

**Set Club Member NGRs**

Disable PID check

**Stratification Level**

A All Players  
 Below Rank                      Below Grade

B Life Master                      Seven

C Regional Master                      Two

D Unranked                      Two

Strat Level by Rank  
 Strat Level by Grade

Handicaps by Grade (-6 to 6)  
 Omit Non-Members  
 Non-Interactive - Only show Final Report

**Set All Player EBU Details**

**BridgeWebs Site**

Club Code

Password

**Import PD from BridgeWebs**

**Export PD to BridgeWebs**

**Import PD from Pianola**

**Export PD to Pianola**

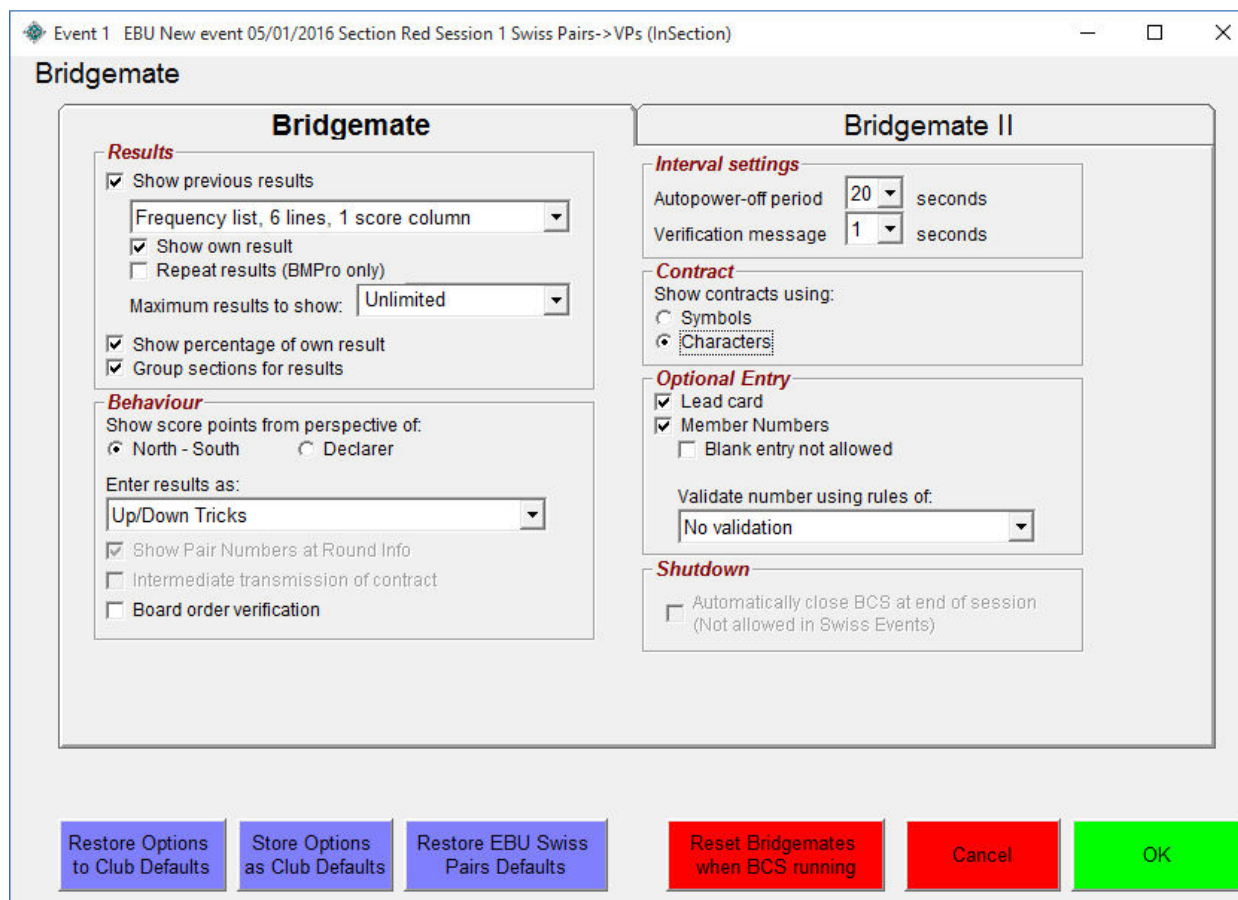
**Import PD from CSV File**

**Export PD to CSV File**

**Assign PIDs on Surname**    **Return**

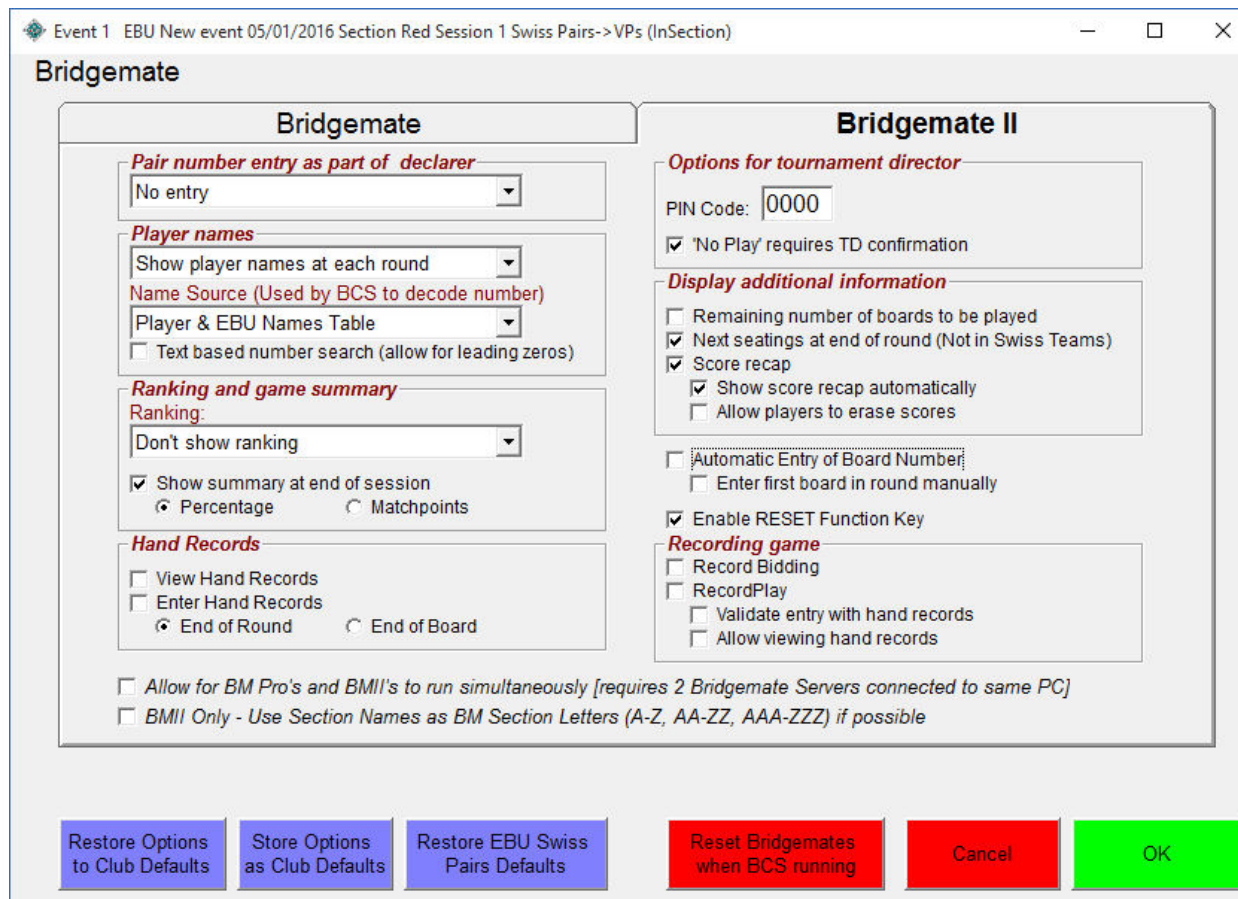
Then click on the centre tab to access this “*Player Management*” screen. This is where you set the Stratification Levels if relevant, and click the “*Set All Missing EBU Details*” button to update these details in the member database. Since we have a very large database this will take a while. You should tick “*Non-Interactive*” so that you can go away and do something else while the computer does this. Otherwise you would have to endlessly OK queries as it ploughed its way through nearly 7000 entries.





From the “*Bridgemate Scoring*” page, click on the “*Set BCS Options*” button to reach the left tab (above), and right tab (below).

Standard options are as shown, but they may be modified as necessary (eg you won’t show previous results or percentages in teams events; you won’t group sections together if you are running more than one event off one computer; you won’t usually ask for “*Member Numbers*” in the second or subsequent session of an event – and you’ll get a warning message if you try.)



We have traditionally not shown “Remaining number of boards to be played” because the wording displayed on the Bridgemate unit was a bit confusing, but now that it has been changed you may wish to tick that box. Do ensure that the “Recording game” options are not ticked. Do show “Next seatings at end of round” in Swiss Pairs events and always have “Score recap” ticked to show automatically.

Experience has shown us that it is essential that “Allow players to erase scores” is not enabled and that the PIN Code be changed to something the players won’t guess. “Enable RESET Function Key” helps you if you find a Bridgemate that hasn’t been logged off from a previous event and you don’t know what TD PIN code it was set with.

**These notes have been illustrated with examples from the current version of SwissPairsScorer. Other EBUScore scorers follow similar principles, but may have small differences of layout. They are all updated regularly so further differences of layout may develop over time.**