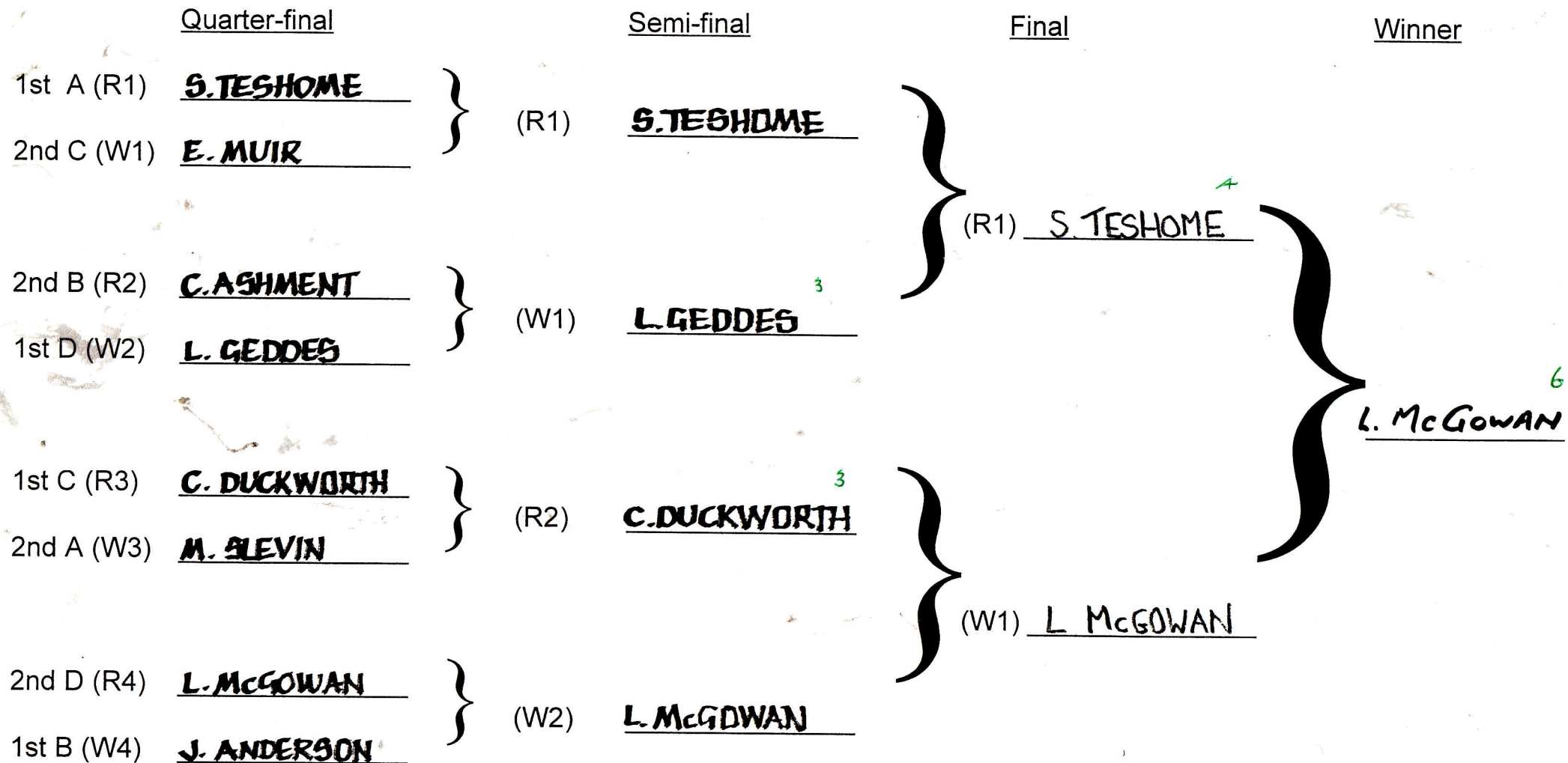





WHITELAW CUP

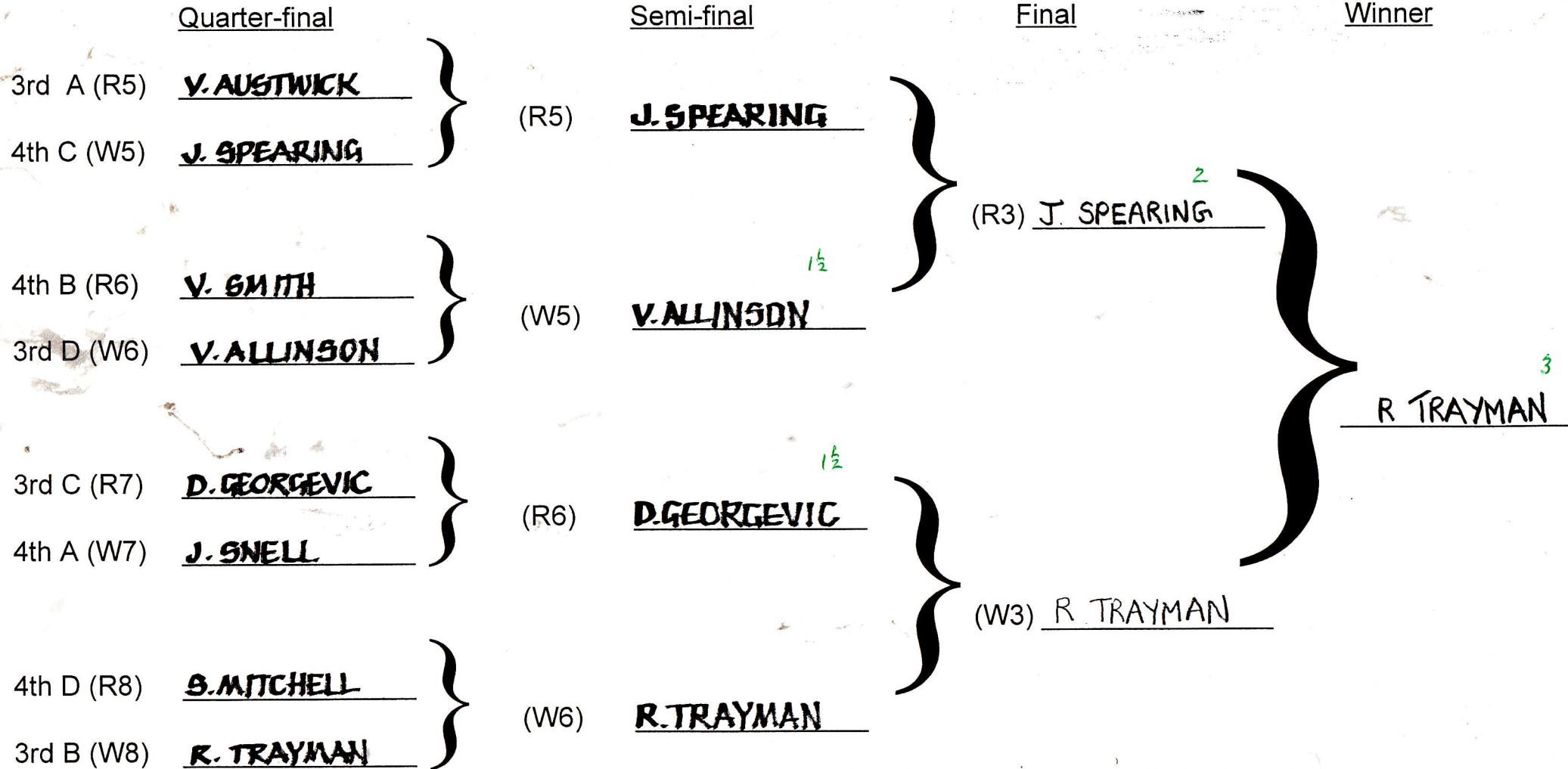
- 6 DEC 1996



Red table = open room; White table = closed room



WHITELAW PLATE



Red table = open room; White table = closed room

EVENT THE SWISS TEAMS

1996



TEAM		PREVIOUS SESSION SCORE	OPPONENTS									RESULT												
NAME	No.		ROUND 1 AGAINST	ROUND 2 AGAINST	ROUND 3 AGAINST	ROUND 4 AGAINST	ROUND 5 AGAINST	ROUND 6 AGAINST	ROUND 7 AGAINST	ROUND 8 AGAINST	ROUND 9 AGAINST	ROUND 1	ROUND 2	RUNNING SCORE	ROUND 3	RUNNING SCORE	ROUND 4	RUNNING SCORE	ROUND 5	RUNNING SCORE	ROUND 6	TOTAL SCORE	POSITION	
WATSON BROWN	LEESON GILBERTSON	1	2	30	23	16	6	$\frac{1}{2}$				20	0	20	17	37	6	43	0	43	10	53		150
LAWRENCE BEVER	HAWTHORN SAVILL	2	1	$\frac{5}{29}$	24	20	17	14				0	10	10	18	28	2	30	10	40	1	41		150
THURSTON GAZESIAIC	MACMILLAN FARMER	3	4	12	$\frac{13}{28}$	8	24	18				3	4	7	19	26	3	29	11	40	3	43		100
CONANON WRIGHT	EBISWATH-SMITH LACEY	4	3	21	26	22	36	$\frac{1}{2}$				17	0	17	18	35	9	44	2	46	17	63	18 ⁵	150
TOWNSEND STEVENSON	MOORE SYKES	5	6	$\frac{2}{29}$	18	13	31	17				2	10	12	6	18	19	37	3	40	17	57		150
AVIS HUNT	ROGERS OAKFOLD	6	5	11	17	10	1	36				18	1	19	14	33	9	42	20	62	19	81	6 ⁵	$\frac{3}{7} + 200$
SMALLWOOD BELL	Mc DANIEL HEILBRON	7	8	15	19	14	25	21				8	17	25	1	26	17	43	15	58	13	71	10	$\frac{1}{2} + 200$
MILLER FOX	O'NEILL MOLTON	8	7	25	14	3	10	27				12	5	17	10	27	17	44	1	45	11	56		200
PAGE SICLTON	EVANS LANE	9	10	28	41	35	39	23				9	17	26	20	46	5	51	3	54	15	69	11 ⁵	$\frac{1}{2} + 150$
HILL SAVAGE	ROBERTSON HIRST	10	9	14	31	6	8	22				11	15	26	7	33	11	44	10	63	2	65	15	$\frac{1}{7} + 200$
MARDLIN LAWSON	CLEMENT GARNER	11	12	6	35	25	19	30				17	19	36	4	40	18	58	18	76	6	82	4 ⁵	1 + 200
ASH FORD RYMAN	WOODHOUSE LOWE	12	11	3	22	$\frac{24}{26}$	—————>						3	16	19	3	22	7	29	WITHDR		29		50

JAMES BLOWNE	HULST WEST	13	14	7	$\frac{3}{22}$	5	29	26	8	3	11	7	18	1	19	43	50
COLBHAM	TATTERSFIELD	14	13	10	8	7	$\frac{18}{27}$	2	12	5	17	10	27	3	30	59	200
SCOTTING	FRENCH	15	16	24	38	34	33	19	13	20	33	6	39	6	45	75	8 $\frac{3}{7} + 200$
VINE	CURTIS	15	16	24	38	34	33	19	13	20	33	6	39	6	45	75	8 $\frac{3}{7} + 200$
OULD	MILLARD	15	16	24	38	34	33	19	13	20	33	6	39	6	45	75	8 $\frac{3}{7} + 200$
SWANNELL	PEEL	16	15	20	27	1	34	38	7	16	23	15	38	14	52	81	6 $\frac{3}{7} + 250$
LESLEY	ALLEN	16	15	20	27	1	34	38	7	16	23	15	38	14	52	81	6 $\frac{3}{7} + 250$
HALL	FISHER	17	18	27	6	23	2	5	9	9	18	6	24	6	30	43	50
McWHIRTER	ARMSTRONG	17	18	27	6	23	2	5	9	9	18	6	24	6	30	43	50
ROBERTS	CLINTON	18	17	33	5	39	$\frac{14}{27}$	3	11	4	15	14	29	1	30	56	150
KIRTON	PERHAM	18	17	33	5	39	$\frac{14}{27}$	3	11	4	15	14	29	1	30	56	150
POTTAGE	LAMONT	19	20	31	7	33	11	15	15	8	23	19	42	18	60	68	13 $\frac{1}{7} + 150$
PATERSON	STOHAIDS	19	20	31	7	33	11	15	15	8	23	19	42	18	60	68	13 $\frac{1}{7} + 150$
LEE	PORTER	20	19	16	29	2	22	28	5	4	9	19	28	18	46	56	100
KEMPTON	KNIGHTS	20	19	16	29	2	22	28	5	4	9	19	28	18	46	56	100
CLENCH	DRAPER	21	22	4	36	30	38	7	16	20	36	18	54	1	55	66	14 $\frac{1}{7} + 150$
OLDRAYS	REESE	21	22	4	36	30	38	7	16	20	36	18	54	1	55	66	14 $\frac{1}{7} + 150$
LANE	BANDALL	22	21	32	12	4	20	10	4	15	19	17	36	11	47	82	4 $1 + 250$
KOLBE	MATWINGTON	22	21	32	12	4	20	10	4	15	19	17	36	11	47	82	4 $1 + 250$
ANDERSON	JAYNES	23	24	26	1	17	41	9	7	13	20	3	23	14	37	58	150
BOLTON	HART	23	24	26	1	17	41	9	7	13	20	3	23	14	37	58	150
PINK	TARRANT	24	23	15	2	$\frac{12}{26}$	3	13	13	0	13	2	15	7	22	35	50
NEWTON	LANGMAD	24	23	15	2	$\frac{12}{26}$	3	13	13	0	13	2	15	7	22	35	50

THE GAMES LISTING

EVENT THE SWISS TEAMS



TEAM		PREVIOUS SESSION SCORE	OPPONENTS									RESULT											
NAME	No.		ROUND 1 AGAINST	ROUND 2 AGAINST	ROUND 3 AGAINST	ROUND 4 AGAINST	ROUND 5 AGAINST	ROUND 6 AGAINST	ROUND 7 AGAINST	ROUND 8 AGAINST	ROUND 9 AGAINST	ROUND 1	ROUND 2	RUNNING SCORE	ROUND 3	RUNNING SCORE	ROUND 4	RUNNING SCORE	ROUND 5	RUNNING SCORE	ROUND 6	TOTAL SCORE	POSITION
CLOW HALE	GREIG SCARES	25	26	8	39	11	7	33			12	15	27	14	41	2	43	5	48	4	52		150
MOLLART JAMES	SUTTON PHILLIPS	26	25	23	4	12 14	28	29			8	7	15	2	17	16	33	4	37	9	46		50
HERTELICH CONNELL	SUTTON COOPER	27	28	17	16	11 18	8				10	11	21	5	26	10	36	11	47	9	56		200
PEARCE BAYN	ANGSEELING DAY	28	27	9	³ / ₁₃	29	26	20			10	3	13	4	17	15	32	16	48	13	61	20	200
VITTH HATCH	LANG WHITTY	29	30	² / ₅	20	28	13	26			1	10	11	1	12	5	17	12	29	11	40		150
PINTO GODBEL	POSNER BERZINS	30	29	1	34	21	35	11			19	20	39	11	50	19	69	13	82	17	96	1	2 1/2 + 300
HAIR DIAS	QUINN de VRIES	31	32 33	19	10	38	5	34			14	12	26	13	39	2	41	17	58	6	64	16 =	1/2 + 200
WADE FERLOWS	LESLIE ROBERTS	32	31 33	22	-----							5	5	10	WITHDRAWN						10		
BENTLEY HOLLAND	Mc CREADY HORROCK	33	31 32	18	40	19	15	25			11	16	27	14	41	2	43	5	48	16	64	16 =	1/7 + 200
SLEVIN GRIFFIN	GRANT PEARCE	34			30	15	16	31					30	9	39	14	53	2	55	10	69	11 =	1/2 + 100
ASHMENT LESLIE	WADDINGTON COITEN	35			11	9	30	39					30	16	46	15	61	7	68	16	84	2	1 1/2 + 150
ANDERSON PEARCE	HUNTINGFORD POLCH	36			21	40	4	6					30	2	32	12	44	18	62	1	63	18 =	100
		37	-----																				
MITCHELL SEAR	HOSKINS ARMISTONG	38			15	31	21	16					26	14	40	18	58	16	74	9	83	3	1 1/2 + 150
SNOWBALL SMITH	WAGHORN BLANT	39			25	18	9	35					26	6	32	19	51	17	68	4	72	9	1/2 + 100
AUSTWICK BROWN	DOWDETOWN HAYES	40			33	36	-----							26	6	32	8	40	WITHD			40	-
SNELL ROBINSON	MOORE MILES	41			9	27	23	¹ / ₀					26	0	26	10	36	2	40	3	43		50

Competition NATIONAL WOMEN'S TEAMS 'A' (RED-WHITE)

Date 6-8 DEC 1996

LPs			Team No.	1	2	3	4	5	6	7	8	9	10	11	12	13	14	15		Total +	Total -	Team No.	Position	Q
2 1/2	S. TESHOME S. FENFOLD	S. LANDY N. SENIOR	1	X	3	18	20	18	20	1	17	20	15	17	6	20	12		2 1/4	187		1	1	Q
1 1/2	J. ANDERSON A. BOLTON	M. JAYNES M. HART	2	17	X	9	14	20	1	4	14	4	6	18	8	7	12		1 1/4	134		2	7	
1 1/2	J. LANG J. WHITTY	B. VITTY M. HATCH	3	2	11	X	13	2	11	4	2	8	15	7	14	14	12		1 1/2	115		3	10	
3 1/4	J. SMALLWOOD P. HEILBRON	J. McDANIEL K. BELL	4	0	6	7	X	4	3	11	5	2	6	3	17	13	12		3/4	89		4	13	
1 1/2	J. PINK J. NEWTON	W. TARRANT M. LANGMAID	5	2	0	18	16	X	4	18	20	4	19	4	14	4	12		1 1/2	135		5	6	
2	P. PEARCE K. BAVIN	W. ANGESEING M. DAY	6	0	19	9	17	16	X	13	12	2	11	7	11	14	12		2	143		6	5	
2	M. SLEVIN P. GRIFFIN	J. GRANT G. PEARCE	7	19	16	16	9	2	7	X	16	14	20	4	17	16	12		2	168		7	2	Q
1 1/2	J. HERTERICH N. SUTTON	C. COOPER F. CONNELL	8	3	6	18	15	0	8	4	X	13	20	6	5	13	12		1 1/4	123		8	=8	
1 3/4	J. SNELL H. ROBINSON	M. MOORE H. MILES	9	0	16	12	18	16	18	6	7	X	9	11	7	14	12		1 3/4	146		9	4	Q
1 1/2	R. CONNANON J. WRIGHT	E. E-SMITH J. LACEY	10	5	14	5	14	1	9	0	0	11	X	3	11	19	12		1 1/4	104		10	11	
2	V. AVSTWICK P. DOWDSWELL	H. BROWN L. HAYES	11	3	2	13	17	16	13	16	14	9	17	X	7	12	12		2	151		11	3	Q
1 1/2	H. TOWNSEND D. STEVENSON	C. MOORE M. SYKES	12	14	12	6	3	6	9	3	15	13	9	13	X	8	12		1 1/4	123		12	=8	
3 1/4	G. HILL P. SAVAGE	A. ROBERTSON P. HIRST	13	0	13	6	7	16	6	4	7	6	1	8	12	X	12		3/4	98		13	12	
			14														X					14		
			15															X				15		

WINNERS

RUNNERS UP



Competition NATIONAL WOMEN'S TEAMS 'B' (BLUE-GREEN)

Date 6-8 DEC. 1996

LPs		Team No.	1	2	3	4	5	6	7	8	9	10	11	12	13	14	15			Total +	Total -	Team No.	Position	Q
	R. TRAYMAN S. DAVIES	1	X	15	18	18	3	20	16	6	6	8	15	8		✓		1 1/2	✓	136		1	3	Q2
	D. BENTLEY M. HORLOCK	2	5	X	7	3	6	3	20	0	8	0	18	1				3/4	✓	84		2	10	
	J. JAMES D. BROWNE	3	2	0	X	18	15	1	9	7	1	8	0	20				3/4	-	81		3	11	
	K. LEE M. KNIGHTS	4	2	17	2	X	14	13	14	16	15	0	2	15				1 3/4	✓	110		4	7	
	B. PINTO J. BERZINS	5	17	14	5	6	X	2	5	12	3	0	0	5				3/4	✓	69		5	12	
	P. POTTAGE M. PATERSON	6	0	5	19	7	18	X	1	15	10	20	11	2				1 3/4	✓	130		6	5	
	V. SMITH C. SNOWBALL	7	4	0	11	6	15	2	X	20	13	17	14	9				1 3/4	✓	129		7	4	Q1
	C. VINE C. AULD	8	14	20	13	4	8	4	0	X	11	12	10	18				1 3/4	✓	114		8	6	
	G. MOLLART M. JAMES	9	14	12	19	5	10	7	9	X	0	0	13					1 1/2	-	106		9	8	
	J. ANDERSON M. HUNTINGFORD	10	12	11	17	20	20	0	3	8	20	X	5	20				1 3/4	✓	140		10	1	Q1
	C. ASHMENT P. LESUE	11	3	2	20	18	20	9	6	10	20	15	X	17				1 3/4	✓	139		11	2	Q1
	S. ROBERTS D. PERHAM	12	12	19	0	5	15	18	11	2	7	0	3	X				1 1/4	✓	92		12	3	
		13													X							13		
		14														X						14		
		15															X					15		

WINNERS

RUNNERS UP



Competition NATIONAL WOMEN'S TEAMS 'C' (BLACK-YELLOW)

Date 6-8 DEC. 1996

LPs	Team No.	1	2	3	4	5	6	7	8	9	10	11	12	13	14	15		Total +	Total -	Team No.	Position	Q
C. DICKWORTH J. SUTCLIFFE	1	X	20	18	14	16	0	13	12	20	20	7	16				2 1/4	156		1	1	Q
W. MILLER J. MORTON	2	0	X	3	16	6	2	1	20	0	0	4	16				3/4	68		2	12	
M. LAWRENCE A. HAWTHORN	3	2	17	X	5	14	6	9	2	5	4	3	12				3/4	79		3	10	
D. AVIS A. HUNT J. PAYTON	4	6	4	15	X	4	3	15	20	16	1	16	16				1 1/2	116		4	5	
A. SWANNELL L. HARRISON	5	4	14	6	16	X	15	13	11	1	8	2	3				1 1/4	93		5	9	
J. SPEARING D. MARRIOTT	6	20	18	14	17	5	X	18	4	16	2	5	6				1 1/2	125		6	4	Q
P. SCARES J. HARE	7	7	19	11	5	7	2	X	1	0	18	0	6				3/4	76		7	11	
M. THURSTON H. FARMER	8	8	0	18	0	9	16	19	X	12	0	17	13				1 1/2	112		8	6	
W. GOLDHAM J. SCOTTING	9	0	20	15	4	19	4	20	8	X	5	13	0				1 1/2	108		9	7	
D. GEORGEVIC F. HARPER	10	0	20	16	19	12	18	2	20	15	X	3	16				2	141		10	3	Q
E. MUIR C. GERRARD	11	13	16	17	4	18	15	20	3	7	17	X	16				2	146		11	2	Q
S. PAGE J. SKELTON	12	4	4	8	4	17	14	14	7	20	4	4	X				1	100		12	8	
	13													X						13		
	14														X					14		
	15															X				15		

WINNERS

RUNNERS UP



Competition NATIONAL WOMEN'S TEAMS 'D' (ORANGE-PURPLE)

Date 6-8 DEC. 1996.

L.Ps		Team No.	1	2	3	4	5	6	7	8	9	10	11	12	13	14	15		Total +	Total -	Team No.	Position
	L. MCGOWAN L. GODFREY	1	X									14	14	7				1 3/4	131		1	2
	F. McQUAKER J. TOBIAS																					
	R. LANE S. PARTINGTON	2		X								0	7	14				1 1/4	93		2	11
	A. RANDALL A. KOLBE																					
	M. MARDLIN J. LAWSON	3			X							10	15	6				1 1/4	94		3	10
	K. CLEMENT M. GARDNER																					
	S. MITCHELL L. HOSKINS	4				X	4	15	20	1	17	1	12	1				1 3/4	121		4	4
	C. SEAR J. ARMSTRONG																					
	A. LEESON P. WATSON	5					X		5	15	17							1 1/2	107		5	7
	M. GILBERTSON J. BROWN																					
	V. ALLINSON S. HIRON	6						X	19	8	14							1 1/2	122		6	3
	H. PARKER R. WISSENDEN																					
	M. WOODHOUSE P. ASHFORD	7				0	15	1	X	17	4							1 1/2	104		7	8
	J. LOWE M. RYMAN																					
	D. WADE R. FELLOWS	8				19	5	12	3	X		12	2	5				1	85		8	12
	V. LESLIE A. ROBERTS																					
	J. HALL M. ARMSTRONG	9				3	3	6			X							1 1/2	117		9	5
	C. FISHER N. McWHIRTER																					
	J. HAIR L. QUINN	10	6	20	10							X						1	96		10	9
	Y. DIAS E. DE VRIES																					
	L. REESE G. CLENCH	11	6	13	5								X					1 1/4	114		11	6
	H. KANE C. DARR																					
	V. MITCHELL R. OLDROYD																					
	L. GEDDES L. LANCASTER	12	13	6	14									X				1 3/4	136		12	1
	C. JEPSON P. POOL																					
		13													X							13
		14														X						14
		15															X					15

WINNERS

RUNNERS UP

