

www.bridgewebs.com

Secrets of Bridgewebs

[Click here to create a web site for your club now.....](#)

About BridgeWebs

Hosts around 1200 bridge club sits in England alone, more internationally

A single package includes news, information about the club, results, calendar of future sessions, competitions run over a period, membership database, find a partner and more.

Rich results presentation includes double-dummy analysis, “play it again” and more – subject to hand and play record being available

Integration with scoring software such as EBUScore and ScoreBridge

BridgeWebs pros and cons

Very easy to get started

Bridge club sites tend to look similar – good and bad aspects

Not always brilliant on mobile

Can seem inflexible – but there are workarounds!

An example: Before tweaking

The screenshot shows the homepage of the Winchester Bridge Club website. The header features a blue background with a hand of cards on the left, the club name 'Winchester Bridge Club' in the center, and a spade symbol on the right. Below the header is a navigation menu with options like Home, News, and Trophies. The main content area is titled 'Winchester Bridge Club - a section of Winchester Racquets and Fitness' and contains several sections: a welcome message, membership information, current schedule and COVID measures, online play details, and a guests section. A sidebar on the right lists 'Latest Results' with a calendar of events for March and April 2023, including dates, event types, and scores.

Winchester Bridge Club
A friendly club for players of all standards

Home

Winchester Bridge Club - a section of Winchester Racquets and Fitness

Winchester Bridge Club, part of **Winchester Racquets and Fitness** in Bereweek Road, Winchester, welcomes all bridge players, from complete beginner to expert to play duplicate bridge in a relaxed and friendly atmosphere. Membership of the bridge section of the club (currently £150.00 per annum) includes full use of the club facilities, including the bar and cafe, serving drinks, meals and snacks, tea and coffee. There is also a cheaper online bridge only option (£80.00), which includes use of the club facilities. No table money is payable and members can play as often as they like while their membership is current, without extra charge. Existing members of another section of the club may join and also add bridge membership for just £15 extra.

Current schedule and Covid precautionary measures

Face to face club sessions will be held on Tuesdays and Thursdays at the usual time of 6.45pm for a prompt 7pm start. Tables will be well spaced out with mask-wearing optional, hand sanitiser available as required, with the air purifier functioning and ventilation from windows and the emergency exit. If you have a persistent cough or cold, please do not come to the club. We cannot afford to take the risk of spreading infection.

All sessions are scored electronically by Bridgemate with results available soon after the session and shown on this website along with hand records and double-dummy analysis. For online games, we offer hands, double-dummy analysis, and the ability to replay bidding and card play.

Online club Bridge will continue to be available every Monday.

Online play

We are **playing online** Normally this is twice a week, but currently just on Mondays, at 6.45pm for a 7.00pm start at the latest. Wednesdays may resume subject to demand. We are also glad to welcome guests. Please see our separate post below for more details.

Guests

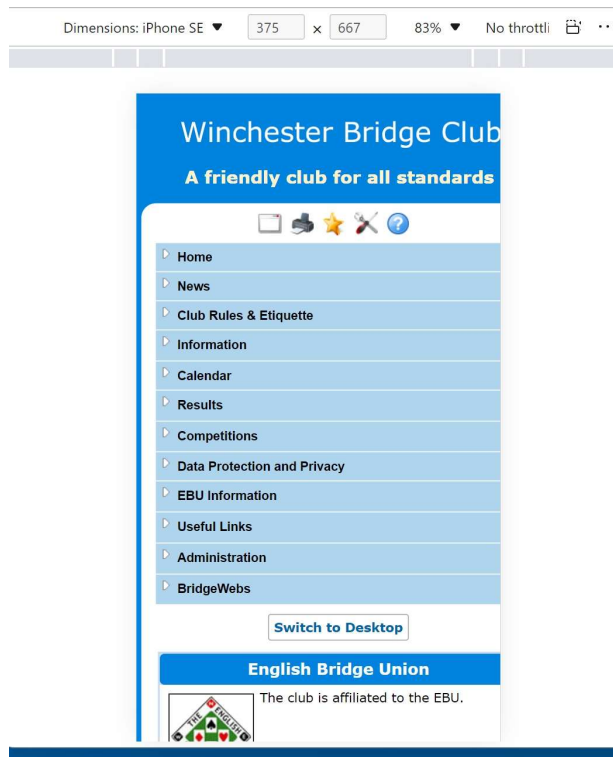
Visitors and prospective new members are always welcome. For face to face visitors, there is a guest fee of £3.50 for the evening, and there is a limit of 3 visits per year (between AGMs). Visitors should arrive at 6.30pm. After the third visit it is hoped that the visitor will be ready to apply to join the club. For online visitors the guest fee is £3.00, which must be paid in advance. We normally have a host available on duplicate evenings so visitors do not need a partner, but you are asked to arrive early and introduce yourself to the Director, so that any formalities can be dealt with before start of play. For enquiries about full membership, contact the membership secretary Jenny McRobert.

Latest Results

Calendar

- 23rd March 2023**
Thursday Pairs
18.45
- 27th March 2023**
Duplicate Pairs online
18.45
Scorer: Tim Anderson
- 28th March 2023**
Tuesday Pairs
- 30th March 2023**
Thursday Pairs
18.45
- 3rd April 2023**
Duplicate Pairs online
18.45
Scorer: Tim Anderson

And on a small mobile



After tweaking



The image shows a screenshot of the Winchester Bridge Club website. The header is blue with a white border. On the left is a fan of five playing cards (Ace of Spades, King of Spades, Queen of Spades, Jack of Spades, and 10 of Spades). In the center, the text reads "Winchester Bridge Club" in a large white font, with "A friendly club for all standards" in a smaller white font below it. On the right is a black spade symbol with a white floral design inside. Below the header is a navigation menu with icons for Home, News, Club Rules & Etiquette, Information, Calendar, Results, Competitions, Data Protection and Privacy, EBU Information, Useful Links, Administration, and BridgeWebs. A "Switch to Desktop" button is located below the menu. The main content area has a blue header that says "Winchester Bridge Club - a section of Winchester Racquets and Fitness". Below this is a logo for "WINCHESTER RACQUETS & FITNESS" and a paragraph of text: "Winchester Bridge Club, part of Winchester Racquets and Fitness in Bereweek Road, Winchester, welcomes all bridge players, from complete beginner to expert, to play duplicate bridge in a relaxed and friendly atmosphere. If you want to play bridge in Winchester, come and play with us!". Below the text is a section titled "Exceptional facilities" with a paragraph: "Membership of the bridge section of the club (currently £150.00 per annum) includes full use of the club facilities, including the bar and cafe, serving drinks, meals and snacks, tea and coffee. There is also a cheaper online bridge only option (£80.00), which includes use of the club facilities. No table money is payable and members can play as often as they like while their membership is current, without extra charge. Existing members of another section of the club may join and also add bridge membership for just £15 extra." Below the text is a photograph of a bar area with a counter, stools, and a menu board. On the right side of the website is a "Latest Results" section with a blue header that says "Learn bridge in Winchester". Below this is a paragraph: "Our club bridge teacher Margaret Blewett is now teaching bridge online, for both absolute Beginners and Improvers. She says: 'Easy, friendly, fun and relaxed lessons from your own home, whilst socialising with other members of the class online on Zoom, no experience of using Zoom needed. However inexperienced you are at being online, you'll really enjoy it!'". Below the paragraph is a paragraph: "For further details please contact Margaret: Email: bridgewisembl@gmail.com Phone: 01962 734797". At the bottom right are two buttons: "Results" and "Calendar". Below the "Results" button is a button that says "11th April". Below the "Calendar" button is a button that says "13th April".

Winchester Bridge Club
A friendly club for all standards

Winchester Bridge Club - a section of Winchester Racquets and Fitness

WINCHESTER RACQUETS & FITNESS

Winchester Bridge Club, part of Winchester Racquets and Fitness in Bereweek Road, Winchester, welcomes all bridge players, from complete beginner to expert, to play duplicate bridge in a relaxed and friendly atmosphere. If you want to play bridge in Winchester, come and play with us!

Exceptional facilities

Membership of the bridge section of the club (currently £150.00 per annum) includes full use of the club facilities, including the bar and cafe, serving drinks, meals and snacks, tea and coffee. There is also a cheaper online bridge only option (£80.00), which includes use of the club facilities. No table money is payable and members can play as often as they like while their membership is current, without extra charge. Existing members of another section of the club may join and also add bridge membership for just £15 extra.

Learn bridge in Winchester

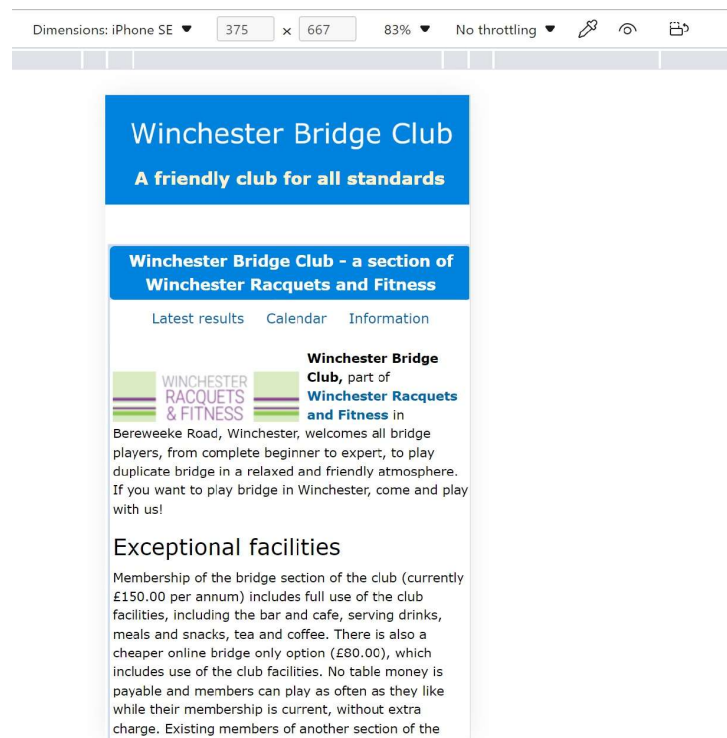
Our club bridge teacher Margaret Blewett is now teaching bridge online, for both absolute Beginners and Improvers. She says: "Easy, friendly, fun and relaxed lessons from your own home, whilst socialising with other members of the class online on Zoom, no experience of using Zoom needed. However inexperienced you are at being online, you'll really enjoy it!"

For further details please contact Margaret: Email: bridgewisembl@gmail.com Phone: 01962 734797

Results
11th April

Calendar
13th April

And on mobile



What is BridgeWebs?

A content management system

The unit of content is a “news item” (does not have to be news!)

The layout of the news articles is determined by the core BridgeWebs layout system modified by the options and theme that you set

There is a fair amount of freedom to “escape” the built-in formats but you do so at your own risk!

Tip: find a site you like and steal some ideas!



The image shows a screenshot of the Oxford Bridge Club website. At the top, there is a grey header with the club's name "Oxford Bridge Club" in purple, flanked by two circular icons containing bridge cards. Below the header is a "Bulletin" section with a list of links: Home Page, Join the club!, Contact Us, News Extra, Education and Courses, Bridge Programme, Online Bridge, Junior Bridge, Calendar, Results, Competitions/Special Events, Club Ladders, Wessex League, Hosts and finding partners, More about bridge, All about the Club, Club Premises, Membership, and Members Only. A central grey box contains a warm welcome message for members, newcomers, students, and visitors. To the right, there are three light green boxes with bridge-related content: "NEXT STEPS' BRIDGE" (Saturday afternoons), "LEARN TO PLAY BRIDGE!" (Term 3 courses), and "LEARN & PLAY" (Thursday evenings and Wednesday mornings). A fourth box at the bottom right is titled "OTHER LEARNING OPPORTUNITIES AT OBC". A photograph at the bottom center shows a group of people sitting at tables in a room, likely a clubhouse, with digital clocks displaying "13:12".

Oxford Bridge Club

Bulletin

- Playing a mixture of face-to-face and online bridge. Check the calendar for details. [Click here for details of our regular bridge sessions.](#)

Home Page

Join the club!

Contact Us

News Extra

Education and Courses

Bridge Programme

Online Bridge

Junior Bridge

Calendar

Results

Competitions/Special Events

Club Ladders

Wessex League

Hosts and finding partners

More about bridge

All about the Club

Club Premises

Membership

Members Only

A warm welcome to members, newcomers, students and visitors

New Face-to-Face Bridge sessions!

We are introducing a face-to-face session on **Monday mornings**, at 10am, with the first session being on 3rd April.

In addition, the new face-to-face **9-High Pairs** session continues on **third Thursday evenings**, at 7.15pm, with the next session on 20th April. These are trial sessions; if successful, we will consider running them every week.

There's no need to book in advance - just turn up at the club. We will take payment by card when you arrive. All sessions are hosted, so that you can come along without a partner.

These are hybrid sessions - ie the online session will be run at the same time, using the same hands. Results from both sessions will be merged before being uploaded.


New Term 3 for 'Bridge for All' Year 1 and Year 2 Courses

Bookings are now open for the Year 1 and Year 2 **Bridge for All** courses. For more information and to book onto these courses click [on this link](#) or see under Learn To Play Bridge in the right hand column.

Education Administrator Opportunity

Oxford Bridge School (OBC's education arm) is looking for a new Education Administrator. [Please click here](#) if you are interested in this role.

Playing Bridge at the Clubhouse



Members Only

'NEXT STEPS' BRIDGE

- ▼ Saturday afternoons 2.30pm at the club for Improvers
- ▼ Break for Easter - starting again 13th May
- ▼ [Click here for more information](#)
- ▼ No need to book - just come along!

LEARN TO PLAY BRIDGE!

- ▼ Book now for **Term 3** 'Bridge for All' Year 1 & Year 2 courses - [please click here.](#)

LEARN & PLAY

- ▼ Thursday evenings at 7.15pm - Bridge Club - must be **BOOKED** in advance
- ▼ Wednesday mornings at 10am - RealBridge
- ▼ [Click here for more info & to book](#)

OTHER LEARNING OPPORTUNITIES AT OBC

BridgeWebs

tip one:
keep the left
box small

The default layout is three columns on desktop collapsing to two and then one column on narrow screens

This is the best choice but note that when the screen narrows, the order of articles remains left – middle – right “boxes”

So in one column on mobile, the “left box” articles come top

Therefore be cautious about left box articles or have none! You can also remove the left box in settings (but not the menu)

BridgeWebs tip two: check your images!

Images are vital for an attractive site

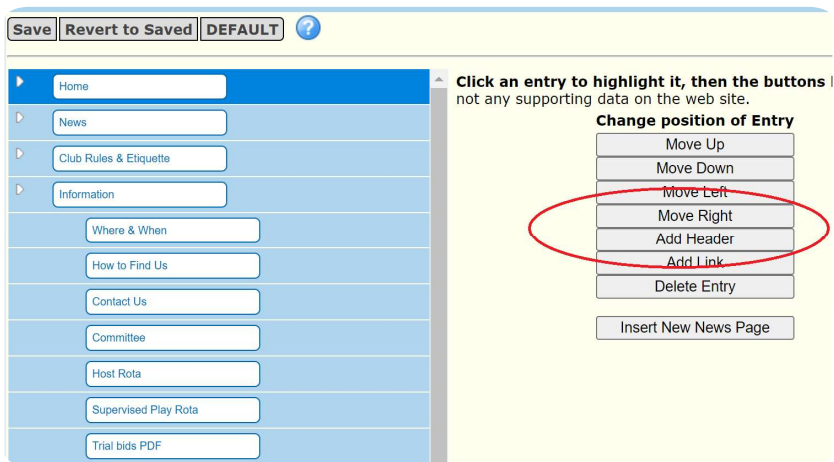
However a large image can mess up your layout!

Images inserted using the “Add picture” option or the “Pictures” tab are responsive which means they resize nicely on small screens. Multiple pictures are possible.

Images inserted in the News Item editor are not responsive by default. A wide image here can totally mess up your site!

If your site looks wrong and you cannot figure out why, check the images!

BridgeWebs tip three: keep the left menu small



- The left hand menu dominates on small screens
- A menu with lots of top-level items dominates more!
- Use the BridgeWebs menu tool to make sub-menus that do not show by default:
- Use Menu – Amend – Theme to modify the menu appearance – the “Beta version” has an across the top option
- Using a hack you can disappear the menu completely!

BridgeWebs tip four: use “Hand of the week”

- Hand of the week is a great built-in feature and keeps a site fresh
- Just do “Add news item” and “Add Hand”
- You can provide commentary and double-dummy analysis and replay is built in
- Easily select a hand from a recent session

Hand of the Week

Build your own Hand of the Week

<div style="border: 1px solid gray; padding: 2px; display: inline-block;">Dir: North Vul: N/S</div> <p style="margin-top: 10px;">♠ K 10 6 5 4 ♥ A 8 ♦ K Q J ♣ J 10 5</p> <div style="text-align: center; margin: 10px 0;"><table style="border-collapse: collapse;"><tr><td style="border: 1px solid gray; padding: 2px;">W</td><td style="border: 1px solid gray; padding: 2px;">NORTH</td><td style="border: 1px solid gray; padding: 2px;">E</td></tr><tr><td style="border: 1px solid gray; padding: 2px;">S</td><td style="border: 1px solid gray; padding: 2px;">SOUTH</td><td style="border: 1px solid gray; padding: 2px;">T</td></tr></table></div> <p style="margin-top: 10px;">♠ A 9 8 7 ♥ 6 ♦ A 5 4 3 2 ♣ A K 4</p>	W	NORTH	E	S	SOUTH	T	<table border="1" style="width: 100%; text-align: center; border-collapse: collapse;"><thead><tr><th colspan="4"><i>Bidding</i></th></tr><tr><th style="width: 25%;">W</th><th style="width: 25%;">N</th><th style="width: 25%;">E</th><th style="width: 25%;">S</th></tr></thead><tbody><tr><td></td><td>1♠</td><td>Pass</td><td>3♠</td></tr><tr><td>Pass</td><td>4♠</td><td>Pass</td><td>Pass</td></tr><tr><td>Pass</td><td></td><td></td><td></td></tr></tbody></table> <p style="text-align: right; margin-top: 10px;">Show All Hands View Larger Play it again</p>	<i>Bidding</i>				W	N	E	S		1♠	Pass	3♠	Pass	4♠	Pass	Pass	Pass			
W	NORTH	E																									
S	SOUTH	T																									
<i>Bidding</i>																											
W	N	E	S																								
	1♠	Pass	3♠																								
Pass	4♠	Pass	Pass																								
Pass																											

You can build your own "Hand of the Week" simply with the BridgeWebs "Hand Editor", try changing this hand.

[Edit Hand](#)


[Show Answer](#)

BridgeWebs
tip five:
keep the
version up
to date

- BridgeWebs is constantly being improved but you do not get the improvements automatically
- You will be offered upgrade in the admin screen if available.
- Our experience is that it is normally best to be on the latest upgrade

BridgeWebs tip six: consider box options such as Calendar/Results

- Settings – Options has important options for the left and right box
- If you choose the combined Calendar/Results they appear in two narrow columns – this is good for making them immediately visible
- Careful selections here make a big difference to the layout of your site



BridgeWebs tip seven (advanced): how to include a non-BridgeWebs page

- You may want to design a page that does not use the BridgeWebs layout system at all
- BridgeWebs lets you upload documents (Documents tab) that can be entire web pages
- Documents display by default in a frame but you can also link directly to the HTML page from the menu or from a news item
- Don't forget to give people a link back to "Home"!

BridgeWebs tip eight (advanced): adding styles


- CSS styles are a very powerful means of laying out articles and pages
- In a news item, click Source to see the HTML source of the item
- Here you can add styles or even link to an external CSS library like Bootstrap (this is something of a hack but gets you nicer typography!)
- The styles could interfere with the BridgeWebs layout so at your own risk!

BridgeWebs tip nine (advanced): adding scripts

- There are three ways to add JavaScript to a BridgeWebs page.
- One is in Page Options available for each page or box
- One is in Settings – Options which apply to the entire site
- One is in the “source” of a news item
- BridgeWebs warns this is “only for experienced users”
- We used a script to hide the menu on mobile and show the buttons for “Latest results” “Calendar” and “Information”



What next?

- 
- Study the BridgeWebs help
 - Ask other users in the BridgeWebs forum or the EBU club forum (link in chat)
 - Ask other clubs how they got results that you like